

TX-W32/28D4F Service Manual

Safety

Specifications

Parts List

Service
Information

Adjustments

Self Check

Service Hints

Mechanical
View

Disassembly

Location of
Controls

Waveforms

Block Diagrams

Schematic Diagrams

PCB Views

Service Support

Service and repair of this product is supported by Panasonic's LUCI interface.

This interface provides a link between the TV and a standard PC to allow a number of diagnostic and control functions to be performed.

For more details contact your local Panasonic company.


BACK

EXIT

Audio

Control

Power supply

Video


BACK

D - PCBs

E - PCBs

F - PCB

H - PCB

M - PCBs

Y - PCBs


BACK

D - Schematic

E - Schematic

F - Schematics

H - Schematic

M - Schematics

Y - Schematic


BACK

Service Manual



Colour Television TX-W32D4F TX-W28D4F EURO - 5 Chassis

SPECIFICATIONS

(Information in brackets { } refer to TX-W28D4F)

Power Source:	220-240V AC, 50Hz
Power Consumption:	145W {135W}
Aerial Impedance:	75Ω unbalanced, Coaxial Type
Standby Power Consumption:	1,9W
Receiving System:	PAL-I, B/G, H, D/K, PAL-525/60 SECAM L/L', B/G, D/K M.NTSC NTSC (AV only)

Receiving Channels:

VHF E2-E12	VHF H1-H2 (ITALY)
VHF A-H (ITALY)	VHF R1-R2
VHF R3-R5	VHF R6-R12
UHF E21-E69	CATV (S01-S05)
CATV S1-S10 (M1-M10)	CATV S11-S20 (U1-U10)
CATV S21-S41 (HYPERBAND)	

Intermediate Frequency:

Video	38,9MHz, 34MHz
Sound	32,9MHz, 33,4MHz, 33,16MHz 32,4MHz, 40,4MHz, 33,05MHz 32,66MHz
Colour	34,47MHz (PAL) 34,5MHz, 34,65MHz (SECAM)

Video/Audio Terminals:

AUDIO MONITOR OUT	Audio (RCAx2)	500mV rms 1kΩ
AV1 IN	Video (21 pin)	1V p-p 75Ω
	Audio (21 pin)	500mV rms 10kΩ
	RGB (21 pin)	
AV1 OUT	Video (21 pin)	1V p-p 75Ω
	Audio (21 pin)	500mV rms 1kΩ
AV2 IN	Video (21 pin)	1V p-p 75Ω
	Audio (21 pin)	500mV rms 10kΩ
	S-Video IN	Y: 1V p-p 75Ω
	(21 pin)	C: 0,3V p-p 75Ω
AV2 OUT	Video (21 pin)	1V p-p 75Ω
	Audio (21 pin)	500mV rms 1kΩ
	Selectable Output (21 pin)	
AV3 IN	S-Video IN	Y: 1V p-p 75Ω
	(4-pin)	C: 0,3V p-p 75Ω
	Audio (RCAx2)	500mV rms 10kΩ
	Video (RCAx1)	1V p-p 75Ω
AV4 IN	Video (21 pin)	1V p-p 75Ω
	Audio (21 pin)	500mV rms 10kΩ
	S-Video IN	Y: 1V p-p 75Ω
	(21 pin)	C: 0,3V p-p 75Ω
AV4 OUT	Video (21 pin)	1V p-p 75Ω
	Audio (21 pin)	500mV rms 1kΩ
High Voltage:	31kV ±1kV	{30,5kV ±1kV}
Picture Tube:	W76LFC185X05	{W66EHK51X81}
Audio Output:	2 x 20W	Left/Right
(Music Power)	8Ω Impedance	
Headphones:	8Ω Impedance	
Accessories supplied:	Remote Control	2 x R6 (UM3) Batteries

Dimensions:

Height:	555mm	{497mm}
Width:	862mm	{760mm}
Depth:	553mm	{518mm}
Net Weight:	47,5kg	{36,5kg}

Specifications are subject to change without notice.
Weights and dimensions shown are approximate.

NOTE: This Service Manual should be used in conjunction with the EURO-5 technical guide.

CARACTÉRISTIQUES

(Les informations entre parenthèses { } concernent le TX-W28D4F)

Alimentation:	220-240V AC, 50Hz
Consommation:	145W {135W}
Impédance d'antenne:	75Ω asymétrique sur prise coaxiale
Standby Consommation:	1,9W
Système de réception:	PAL-I, B/G, H, D/K, PAL-525/60 SECAM L/L', B/G, D/K M.NTSC NTSC (Entrée AV seulement)

Canaux de réception:

VHF E2-E12	VHF H1-H2 (ITALY)
VHF A-H (ITALY)	VHF R1-R2
VHF R3-R5	VHF R6-R12
UHF E21-E69	CATV (S01-S05)
CATV S1-S10 (M1-M10)	CATV S11-S20 (U1-U10)
CATV S21-S41 (HYPERBAND)	

Fréquence Intermédiaire:

Video	38,9MHz, 34MHz
Sound	32,9MHz, 33,4MHz, 33,16MHz 32,4MHz, 40,4MHz, 33,05MHz 32,66MHz
Couleur	34,47MHz (PAL) 34,5MHz, 34,65MHz (SECAM)

Les bornes vidéo/audio:

SORTIE AUDIO MONITOR	Audio (RCAx2)	500mV rms 1kΩ
Entrée AV1 (21 broches)	Video (21 pin)	1V p-p 75Ω
	Audio (21 pin)	500mV rms 10kΩ
	RGB (21 pin)	
Sorties AV1 (21 broches)	Video (21 pin)	1V p-p 75Ω
	Audio (21 pin)	500mV rms 1kΩ
Entrée AV2 (21 broches)	Video (21 pin)	1V p-p 75Ω
	Audio (21 pin)	500mV rms 10kΩ
	S-Video IN	Y: 1V p-p 75Ω
	(21-pin)	C: 0,3V p-p 75Ω
Sorties AV2 (21 broches)	Video (21 pin)	1V p-p 75Ω
	Audio (21 pin)	500mV rms 1kΩ
	Être sélectionnée	
Entrée AV3	S-Video IN	Y: 1V p-p 75Ω
	(4-pin)	C: 0,3V p-p 75Ω
	Audio (RCAx2)	500mV rms 10kΩ
	Video (RCAx1)	1V p-p 75Ω
Entrée AV4 (21 broches)	Video (21 pin)	1V p-p 75Ω
	Audio (21 pin)	500mV rms 10kΩ
	S-Video IN	Y: 1V p-p 75Ω
	(21-pin)	C: 0,3V p-p 75Ω
Sorties AV4 (21 broches)	Video (21 pin)	1V p-p 75Ω
	Audio (21 pin)	500mV rms 1kΩ
Tension d'anode:	31kV ±1kV	{30,5kV ±1kV}
Tube image:	W76LFC185X05	{W66EHK51X81}
Sortie Audio:	2 x 20W	Gauche/Droite
(Music Power)	8Ω Impédance	
Casque d'écoute:	8Ω Impédance	
Accessories fournis:	Télécommande	R6 (UM3) x 2 Piles

Dimensions:

Hauteur:	555mm	{497mm}
Largeur:	862mm	{760mm}
Profondeur:	553mm	{518mm}
Poids (NET):	47,5kg	{36,5kg}

Les caractéristiques techniques sont susceptibles de modification sans Préavis.

Le poids et les dimensions indiqués sont approximatifs.

CONTENTS

SAFETY PRECAUTIONS	2
SERVICE HINTS	4
SERVICE POSITION	5
SELF CHECK	6
ADJUSTMENT PROCEDURE	7
WAVEFORM PATTERN TABLE	8
ALIGNMENT SETTINGS	9
BLOCK DIAGRAMS.....	11
PARTS LOCATION.....	15
REPLACEMENT PARTS LIST	16
SCHEMATIC DIAGRAMS.....	30
CONDUCTOR VIEWS.....	40

SAFETY PRECAUTIONS

GENERAL GUIDE LINES

1. It is advisable to insert an isolation transformer in the a.c. supply before servicing a hot chassis.
2. When servicing, observe the original lead dress in the high voltage circuits. If a short circuit is found, replace all parts which have been overheated or damaged by the short circuit.
3. After servicing, see that all the protective devices such as insulation barriers, insulation papers, shields and isolation R-C combinations are correctly installed.
4. When the receiver is not being used for a long period of time, unplug the power cord from the a.c. outlet.
5. Potentials as high as 32kV {31,5kV} are present when this receiver is in operation. Operation of the receiver without the rear cover involves the danger of a shock hazard from the receiver power supply. Servicing should not be attempted by anyone who is not familiar with the precautions necessary when working on high voltage equipment. Always discharge the anode of the tube.
6. After servicing make the following leakage current checks to prevent the customer from being exposed to shock hazard.

LEAKAGE CURRENT COLD CHECK

1. Unplug the a.c. cord and connect a jumper between the two prongs of the plug.
2. Turn on the receiver's power switch.
3. Measure the resistance value with an ohmmeter, between the jumpered a.c. plug and each exposed metallic cabinet part on the receiver, such as screw heads, aerials, connectors, control shafts etc. When the exposed metallic part has a return path to the chassis the reading should be between 4M ohm and 20M ohm. When the exposed metal does not have a return path to the chassis the reading must be infinite.

CONTENTS

PRECAUTIONS DE SECURITE	2
SUGGESTIONS DE DEPANNAGE	4
POSITION SERVICE	5
AUTO TEST	6
REGLAGES.....	7
TABLEAU DES OSCILLOGRAMMES.....	8
REGLAGES.....	10
SCHEMA SYNOPTIQUE	11
EMPLACEMENT DES PIÈCES	15
Liste des pièces de rechange.....	16
DIAGRAMME SCHEMATIQUE.....	30
VUE DU CIRCUIT IMPRIMÉ.....	40

PRECAUTIONS DE SECURITE

CONSEILS GENERAUX

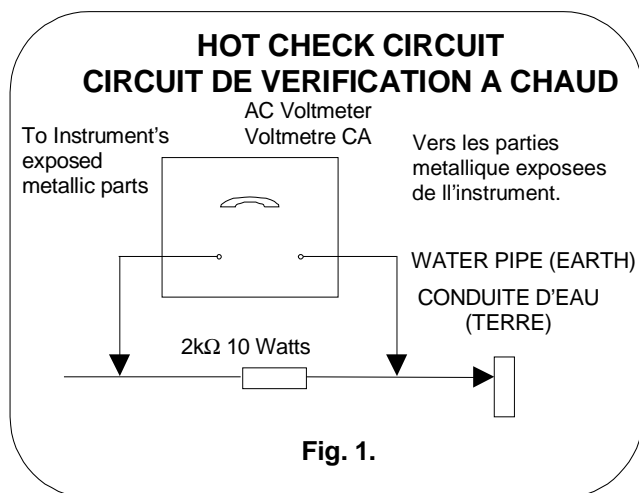
1. Avant d'effectuer toute révision d'un châssis sous tension il est recommandé d'installer un transformateur d'isolation.
2. Il est important, lors des réparations, de conserver la position initial de tous les fils et faisceaux, surtout dans le circuit de la haute tension. Remplacer toutes les pièces affectées par la chaleur dégagée lors d'un court-circuit.
3. Après les réparations, s'assurer que toutes les pièces protectrices telle que barrières ou papiers isolant, blindages et réseaux d'isolation R-C soient convenablement placées.
4. Il est préférable de débrancher le fil d'alimentation si la télé-couleur ne doit pas être utilisée pendant un certain temps.
5. Une tension élevée, de l'ordre de 32kV {31,5kV}, est présente en plusieurs endroits lorsque l'appareil est en circuit. Il y a danger de chocs électriques lorsque le contact est établi en absence du panneau arrière. Toute personne qui tente de réparer cet appareil doit d'abord être consciente des précautions à observer avant de travailler sur un circuit à haute tension. Toujours décharger l'anode du tube cathodique au châssis avant de manipuler.
6. Après tout réparation, on doit effectuer les tests de courant de fuite dans le but d'éviter tout choc.

VERIFICATION DES COURANTS DE FUITE SANS ALIMENTATION

1. Débrancher le fil d'alimentation et installer un fil STRAP entre les deux broches de la fiche.
2. Placer l'interrupteur comme pour établir le contact sur l'appareil.
3. Mesurer la résistance entre les branches de la fiche d'alimentation et les pièces métalliques visibles telles que têtes de vis, antennes, arbre des commandes, support des poignées, etc. Certaines de ces pièces sont en contact avec le châssis et la résistance mesurée devrait se situer entre 4MΩ et 20MΩ. La résistance des pièces qui ne sont pas en contact avec le châssis doit être infinie.

LEAKAGE CURRENT HOT CHECK

1. Plug the a.c. cord directly into the a.c. outlet. Do not use an isolation transformer for this check.
2. Connect a 2kΩ 10W resistor in series with an exposed metallic part on the receiver and an earth, such as a water pipe.
3. Use an a.c. voltmeter with high impedance to measure the potential across the resistor.
4. Check each exposed metallic part and check the voltage at each point.
5. Reverse the a.c. plug at the outlet and repeat each of the above measurements.
6. The potential at any point should not exceed 1,4 V rms. In case a measurement is outside the limits specified, there is a possibility of a shock hazard, and the receiver should be repaired and rechecked before it is returned to the customer.



X-RADIATION WARNING

1. The potential sources of X-Radiation in TV sets are the high voltage section and the picture tube.
2. When using a picture tube test jig for service, ensure that the jig is capable of handling 32kV {31,5kV} without causing X-Radiation.

NOTE : It is important to use an accurate periodically calibrated high voltage meter.

1. Set the brightness to minimum.
2. Measure the high voltage. The meter should indicate 31kV ±1kV {30,5kV ±1kV}. If the meter indication is out of tolerance, immediate service and correction is required to prevent the possibility of premature component failure.
3. To prevent any X-Radiation possibility, it is essential to use the specified tube.

VERIFICATION A CHAUD DU COURANT DE FUITE

1. Brancher le cordon secteur directement à une prise secteur. Ne pas utiliser de transformateur d'isolation pour cette vérification.
2. Raccorder une résistance de 2kΩ, 10W, en série avec une partie métallique exposée du récepteur et une terre comme une conduite d'eau.
3. Utiliser un voltmètre c.a., de type à impédance élevée, pour mesurer le potentiel à travers la résistance.
4. Vérifier toutes les parties métalliques exposées et mesurer la tension à chaque point.
5. Retourner la fiche c.a. dans la prise secteur et répéter toutes les mesures ci-dessus.
6. Le potentiel à tous les points ne doit pas dépasser 1,4 volt rms. Au cas où une mesure est supérieure à cette limite spécifiée, il y a un risque de décharge électrique et le récepteur doit être réparé et revérifié avant d'être rendu au client.

IRRADIATION AUX RAYONS X ATTENTION :

1. Les parties de la haute tension et du tube-cathodique d'une télé-couleur sont des sources possible d'émissions de rayons X.
2. Si un tube cathodique témoin est utilisé pour la réparation, s'assurer que son assemblage pourra supporter 32kV {31,5kV} sans émettre de radiations.

REMARQUE : Il est important que le multimètre à haute tension utilisé soit étalonné périodiquement.

1. Tourner entièrement la gauche la commande de lumière.
2. Mesurer la haute tension à l'aide du multimètre approprié. La valeur nominale est de 31kV ±1kV {30,5kV ±1kV} la lecture est hors des tolérances, une réparation immédiate s'impose afin de prévenir toute panne prématurée.
3. Il est essentiel d'utiliser le tube cathodique d'origine pour prévenir toute émission de rayons X.

SERVICE HINTS


HOW TO REMOVE THE REAR COVER

1. Remove the 10 screws (A) as shown in Fig.2.

SUGGESTIONS DE DEPANNAGE

COMMENT RETIRER LE PENNEAU ARRIERE

1. Retirer les 10 vis (A) comme sur la Fig.2.



SCREWS
VIS
Fig.2.

LOCATION OF CONTROLS

EMPLACEMENT DES COMMANDES




Fig.2.

How to move the chassis into Service position

1. Hold and lift the rear of the chassis and gently pull the chassis toward you, as shown in **Fig.4**.
2. Release the respective wiring clips and rotate the chassis vertically through 90°, anti-clockwise.
3. Locate the base of the chassis frame into the hole **(B)**, shown in **Fig.6**.
4. Clip the chassis frame onto the bead clasper **(A)**, as shown in **Fig.5**.
5. After servicing ensure all wiring is returned to its original position before returning the receiver to the customer.

Comment placer le chassis en position Service

1. Soutenir et soulever l'arrière du chassis et tirer doucement le chassis vers soi, comme montré sur la **Fig.4**.
2. Relacher les clips de fixation des fils et tourner le chassis verticalement de 90°, dans le sens contraire des aiguilles d'une montre.
3. Localiser le trou **(B)**, à la base du cadre du chassis, montré **Fig.6**.
4. Encliqueter le cadre du chassis sur le collier de verrouillage à perle **(A)**, comme montré sur la **Fig.5**.
5. Après réparation s'assurer que tout le cablage est retourné dans sa position d'origine avant de retourner l'appareil à l'utilisateur.




Fig.5.





Fig.6. (B)


SELF CHECK

1. Self-check is used to automatically check the bus lines and hexadecimal code of the TV set.
2. To get into the Self-Check mode press the down **(-V)** button on the customer controls at the front of the set, at the same time pressing the **STATUS**  button on the remote control, and the screen will show :-

VPC	O.K.	PCB	O.K.
TUN	O.K.		
E2	O.K.	Cab	O.K.
DPL	--		
CIP1	O.K.	Sum	Factory use only Usage d'usine seulement
CIP2	O.K.		
VP	O.K.		
DFU	O.K.		
COL	--		
PIP	--		
DIS	O.K.		
OPTION 1	B9	{B9}	
OPTION 2	7D	{5D}	
OPTION 3	1F	{1F}	
OPTION 4	00	{00}	
OPTION 5	FB	{FB}	
OPTION 6	63	{63}	

If the CCU ports have been checked and found to be incorrect or not located then " -- " will appear in place of "O.K.". Si les ports du CCU ont été testés et qu'ils soient incorrectes ou non identifiés Lorsqu'il apparait " -- " au lieu de "O.K.".

AUTO TEST

1. L'auto test est utilisé pour vérifier les BUS et les codes Hexadécimaux du TV.
2. Pour rentrer dans le mode Auto Test presser le bouton **STATUS**  de la télécommande et simultanément le bouton **(-V)** en face avant du TV. Le menu Auto Test s'affiche :-

Service Aids

To aid in the service of our current chassis there are a number of Service Aids, which have been made available.

- **LUCI** interface kit (Linked **U**tility **C**omputer **I**nterface) Part number: TZS6EZ002
This contains interface and cables for connecting TV service connector and a PC as well as diagnostic software. As new models are introduced upgrade software will become available.
- **VICI** (Visual Interactive **C**omputer **I**nformation)
These C.D.'s contain multimedia documentation providing quick access to service information.
Part No. TZS7EZ006 & TZS7EZ005
 1. Service Manuals
 2. Instruction Books
 3. Technical Information
- **TASMIN** (Technically **A**dvanced **S**ystem for **M**ultimedia **I**nteractive **N**otes)
As well as providing a first step towards more interactive training this product also achieves quick access to Technical Information.

NOTE: This TV also has the option of using a Memory Pack which enables you to copy the preset TV channels into the Memory Pack and then download them onto this or any other EURO-5 TV set.

Aides Techniques

Pour faciliter le dépannage des modèles courants il y'a un certain nombre d'outils de service disponibles.

- Interface **LUCI** (Linked **U**tility **C**omputer **I**nterface)
Ref: TZS6EZ002
Cette référence contient; L'interface et les cables de connexion aux TV et PC et également le logiciel de diagnostic. (A l'introduction des nouveaux modèles un logiciel remis à jour sera disponible).
- **VICI** (Visual Interactive **C**omputer **I**nformation)
Ces cédérom contiennent des documents multimédias donnant accès rapide aux informations de Service.
Ref. TZS7EZ006 & TZS7EZ005
 1. Les schémas techniques
 2. Les modes d'emplois
 3. Les informations techniques
- **TASMIN** (Technically **A**dvanced **S**ystem for **M**ultimedia **I**nteractive **N**otes)
C'est le premier pas vers un "training" plus interactif, ce produit permet aussi bien un accès rapide aux informations techniques.

REMARQUE:

Le Memory Pack permet de copier la configuration du TV, (Chaines, Niveaux analogiques) et de la transférer, via le Memory Pack vers un autre TV EURO-5.

ADJUSTMENT PROCEDURE

Item/Preparation	Adjustments																																																				
<p>Voltage Confirmation Set-Up</p> <ol style="list-style-type: none"> Receive a Greyscale signal. Set the controls:- <p>Brightness Minimum</p> <p>Contrast Minimum</p> <p>Volume Minimum</p>	<p>1. Confirm the following voltages.</p> <table border="0"> <thead> <tr> <th colspan="2">D-Board</th> <th colspan="2">E-Board</th> </tr> </thead> <tbody> <tr> <td>D3</td> <td>PIN5 147V ± 3V</td> <td>U8A</td> <td>E19-PIN8 8V ± 0,5V</td> </tr> <tr> <td>D12</td> <td>PIN5 5V ± 0,3V</td> <td>U9</td> <td>IC3801-PIN3 9V ± 0,5V</td> </tr> <tr> <td>D13</td> <td>PIN1 40V ± 4V</td> <td>U12</td> <td>E22-PIN8 12V ± 0,5V</td> </tr> <tr> <td>D3</td> <td>PIN4 230V ± 10V</td> <td>STD5V</td> <td>E26-PIN4 5V ± 0,5V</td> </tr> <tr> <td>D3</td> <td>PIN4 205V ± 10V</td> <td>U15</td> <td>E23-PIN8 15V ± 1V</td> </tr> <tr> <td>D3</td> <td>PIN4 190V ± 10V</td> <td>U15</td> <td>E23-PIN9 -15V ± 1V</td> </tr> <tr> <td>D3</td> <td>PIN4 190V ± 10V</td> <td>U33</td> <td>E22-PIN10 33V ± 4V</td> </tr> <tr> <td>D14</td> <td>PIN5 5V ± 0,5V</td> <td>U40</td> <td>E24-PIN1 40V ± 3V</td> </tr> <tr> <td>D12</td> <td>PIN7 15V ± 2V</td> <td>U5B</td> <td>E19-PIN5 5V ± 0,5V</td> </tr> <tr> <td>D12</td> <td>PIN9 15V ± 2V</td> <td></td> <td></td> </tr> <tr> <td>D11</td> <td>PIN8 12V ± 2V</td> <td></td> <td></td> </tr> <tr> <td>D11</td> <td>PIN10 33V ± 3V</td> <td></td> <td></td> </tr> </tbody> </table>	D-Board		E-Board		D3	PIN5 147V ± 3V	U8A	E19-PIN8 8V ± 0,5V	D12	PIN5 5V ± 0,3V	U9	IC3801-PIN3 9V ± 0,5V	D13	PIN1 40V ± 4V	U12	E22-PIN8 12V ± 0,5V	D3	PIN4 230V ± 10V	STD5V	E26-PIN4 5V ± 0,5V	D3	PIN4 205V ± 10V	U15	E23-PIN8 15V ± 1V	D3	PIN4 190V ± 10V	U15	E23-PIN9 -15V ± 1V	D3	PIN4 190V ± 10V	U33	E22-PIN10 33V ± 4V	D14	PIN5 5V ± 0,5V	U40	E24-PIN1 40V ± 3V	D12	PIN7 15V ± 2V	U5B	E19-PIN5 5V ± 0,5V	D12	PIN9 15V ± 2V			D11	PIN8 12V ± 2V			D11	PIN10 33V ± 3V		
D-Board		E-Board																																																			
D3	PIN5 147V ± 3V	U8A	E19-PIN8 8V ± 0,5V																																																		
D12	PIN5 5V ± 0,3V	U9	IC3801-PIN3 9V ± 0,5V																																																		
D13	PIN1 40V ± 4V	U12	E22-PIN8 12V ± 0,5V																																																		
D3	PIN4 230V ± 10V	STD5V	E26-PIN4 5V ± 0,5V																																																		
D3	PIN4 205V ± 10V	U15	E23-PIN8 15V ± 1V																																																		
D3	PIN4 190V ± 10V	U15	E23-PIN9 -15V ± 1V																																																		
D3	PIN4 190V ± 10V	U33	E22-PIN10 33V ± 4V																																																		
D14	PIN5 5V ± 0,5V	U40	E24-PIN1 40V ± 3V																																																		
D12	PIN7 15V ± 2V	U5B	E19-PIN5 5V ± 0,5V																																																		
D12	PIN9 15V ± 2V																																																				
D11	PIN8 12V ± 2V																																																				
D11	PIN10 33V ± 3V																																																				
<p>Cut-Off</p> <ol style="list-style-type: none"> Receive a Greyscale signal. Degauss the tube externally. Set the TV into Service Mode 1. Select Cutoff mode. 	<p>Adjust the screen VR until the display shows "O.K."</p>																																																				

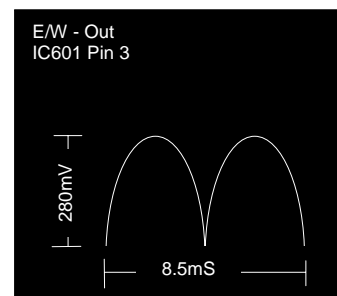
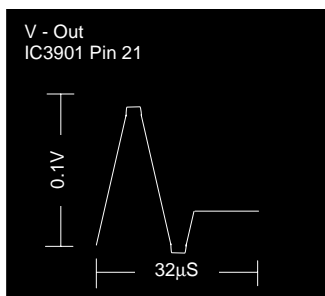
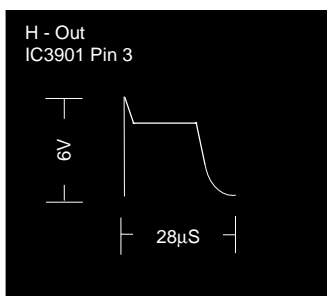
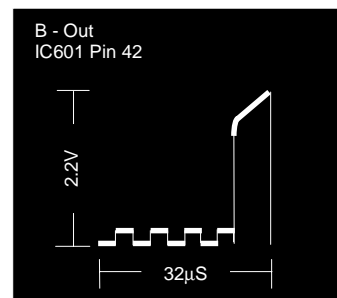
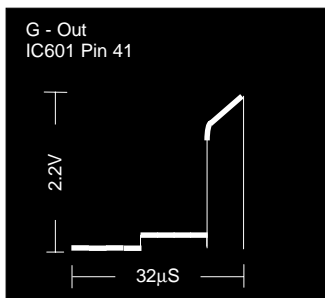
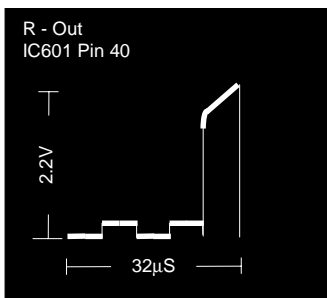
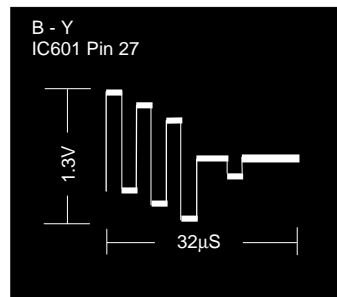
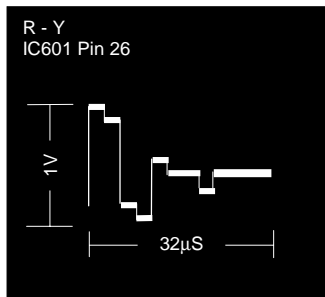
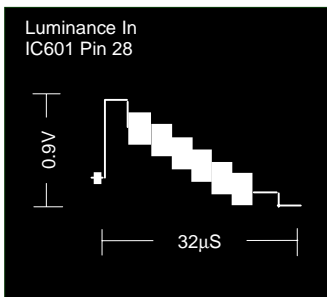
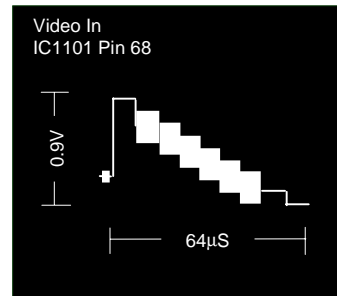
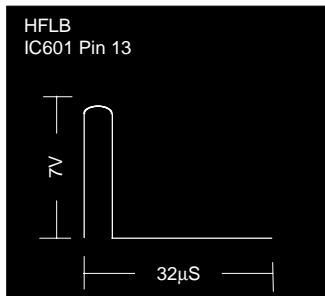
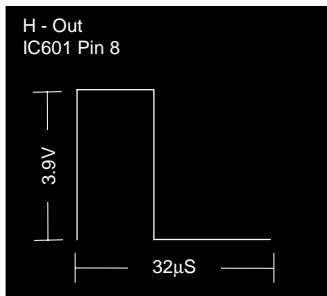
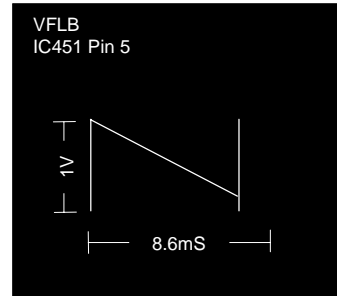
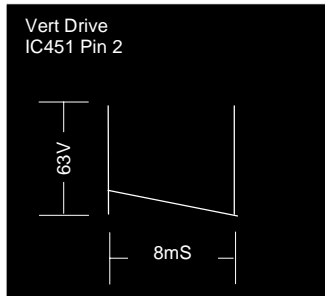
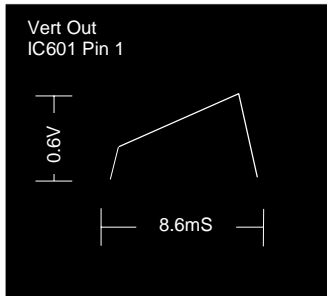
REGLAGES

Préparation	Réglages																																																				
<p>Condition pour confirmation des tensions</p> <ol style="list-style-type: none"> Appliquer une mire à carreaux N/B. Régler les contrôles suivants <p>Lumière Minimum</p> <p>Contraste Minimum</p> <p>Volume Minimum</p>	<p>1. Confirmer le réglage:</p> <table border="0"> <thead> <tr> <th colspan="2">D-Board</th> <th colspan="2">E-Board</th> </tr> </thead> <tbody> <tr> <td>D3</td> <td>PIN5 147V ± 3V</td> <td>U8A</td> <td>E19-PIN8 8V ± 0,5V</td> </tr> <tr> <td>D12</td> <td>PIN5 5V ± 0,3V</td> <td>U9</td> <td>IC3801-PIN3 9V ± 0,5V</td> </tr> <tr> <td>D13</td> <td>PIN1 40V ± 4V</td> <td>U12</td> <td>E22-PIN8 12V ± 0,5V</td> </tr> <tr> <td>D3</td> <td>PIN4 230V ± 10V</td> <td>STD5V</td> <td>E26-PIN4 5V ± 0,5V</td> </tr> <tr> <td>D3</td> <td>PIN4 205V ± 10V</td> <td>U15</td> <td>E23-PIN8 15V ± 1V</td> </tr> <tr> <td>D3</td> <td>PIN4 190V ± 10V</td> <td>U15</td> <td>E23-PIN9 -15V ± 1V</td> </tr> <tr> <td>D3</td> <td>PIN4 190V ± 10V</td> <td>U33</td> <td>E22-PIN10 33V ± 4V</td> </tr> <tr> <td>D14</td> <td>PIN5 5V ± 0,5V</td> <td>U40</td> <td>E24-PIN1 40V ± 3V</td> </tr> <tr> <td>D12</td> <td>PIN7 15V ± 2V</td> <td>U5B</td> <td>E19-PIN5 5V ± 0,5V</td> </tr> <tr> <td>D12</td> <td>PIN9 15V ± 2V</td> <td></td> <td></td> </tr> <tr> <td>D11</td> <td>PIN8 12V ± 2V</td> <td></td> <td></td> </tr> <tr> <td>D11</td> <td>PIN10 33V ± 3V</td> <td></td> <td></td> </tr> </tbody> </table>	D-Board		E-Board		D3	PIN5 147V ± 3V	U8A	E19-PIN8 8V ± 0,5V	D12	PIN5 5V ± 0,3V	U9	IC3801-PIN3 9V ± 0,5V	D13	PIN1 40V ± 4V	U12	E22-PIN8 12V ± 0,5V	D3	PIN4 230V ± 10V	STD5V	E26-PIN4 5V ± 0,5V	D3	PIN4 205V ± 10V	U15	E23-PIN8 15V ± 1V	D3	PIN4 190V ± 10V	U15	E23-PIN9 -15V ± 1V	D3	PIN4 190V ± 10V	U33	E22-PIN10 33V ± 4V	D14	PIN5 5V ± 0,5V	U40	E24-PIN1 40V ± 3V	D12	PIN7 15V ± 2V	U5B	E19-PIN5 5V ± 0,5V	D12	PIN9 15V ± 2V			D11	PIN8 12V ± 2V			D11	PIN10 33V ± 3V		
D-Board		E-Board																																																			
D3	PIN5 147V ± 3V	U8A	E19-PIN8 8V ± 0,5V																																																		
D12	PIN5 5V ± 0,3V	U9	IC3801-PIN3 9V ± 0,5V																																																		
D13	PIN1 40V ± 4V	U12	E22-PIN8 12V ± 0,5V																																																		
D3	PIN4 230V ± 10V	STD5V	E26-PIN4 5V ± 0,5V																																																		
D3	PIN4 205V ± 10V	U15	E23-PIN8 15V ± 1V																																																		
D3	PIN4 190V ± 10V	U15	E23-PIN9 -15V ± 1V																																																		
D3	PIN4 190V ± 10V	U33	E22-PIN10 33V ± 4V																																																		
D14	PIN5 5V ± 0,5V	U40	E24-PIN1 40V ± 3V																																																		
D12	PIN7 15V ± 2V	U5B	E19-PIN5 5V ± 0,5V																																																		
D12	PIN9 15V ± 2V																																																				
D11	PIN8 12V ± 2V																																																				
D11	PIN10 33V ± 3V																																																				
<p>Cut-Off</p> <ol style="list-style-type: none"> Appliquer une mire à carreaux N/B. Démagnétiser le tube extérieurement. Mettre le TV en Mode Service 1. Sélectionner le Mode Cutoff. 	<p>Régler le potentiometre "screen" du transfo THT pour que "OK" soit indiqué à l'écran.</p>																																																				

WAVEFORM PATTERN TABLE TABLEAU DES OSCILLOGRAMMES

NOTE: All waveforms have been taken using a standard colour bar pattern.

REMARQUE: Tous les oscillogrammes ont été relevés avec une mire de barres couleur standard.



ALIGNMENT SETTINGS:

(The figures below are nominal and used for representative purposes only.)

1. Set the Bass to maximum position, set the Treble to minimum position, press the down button (- / v) on the customer controls at the front of the TV and at the same time press the **INDEX** button on the remote control, this will place the TV into the Service Mode.
2. Press the **RED / GREEN** buttons to step up / down through the functions.
3. Press the **YELLOW / BLUE** buttons to alter the function values.
4. Press the **STR** button after each adjustment has been made to store the required values.
5. To exit the Service Mode, press the "**N**" button.

Alignment Function		Settings / Special features
Horizontal Position	H-Pos +020	Optimum setting.
Vertical Position	V-Pos +024	Optimum setting.
Horizontal Amplitude	H-Amp +049	Optimum setting.
Vert. Amplitude	V-Amp +029	Optimum setting.
EW-amplitude	E/W-Amp1 +022	Optimum setting.
EW-amplitude	E/W-Amp2 +000	Optimum setting.
Trapezium-comp	Trapez-1 +033	Optimum setting.
Horizontal-Parallel	H-Parallel +032	Optimum setting.
Vertical Linearity	V-Lin +004	Optimum setting.
DVCO	DVCO 000	Receive a PAL Colour Bar Pattern. For DVCO alignment press " Blue " button, wait until the colours are stable and press " STR ".
Cut-off DC	Cut-off O.K.	To adjust Cutoff adjust the screen VR until the display shows "O.K."
Highlight	High 0031 0031 0031	Contrast Maximum A.I. Off Optimum setting.
Sub-Brightness	Sub-Brightness 000	Optimum setting.

REGLAGES

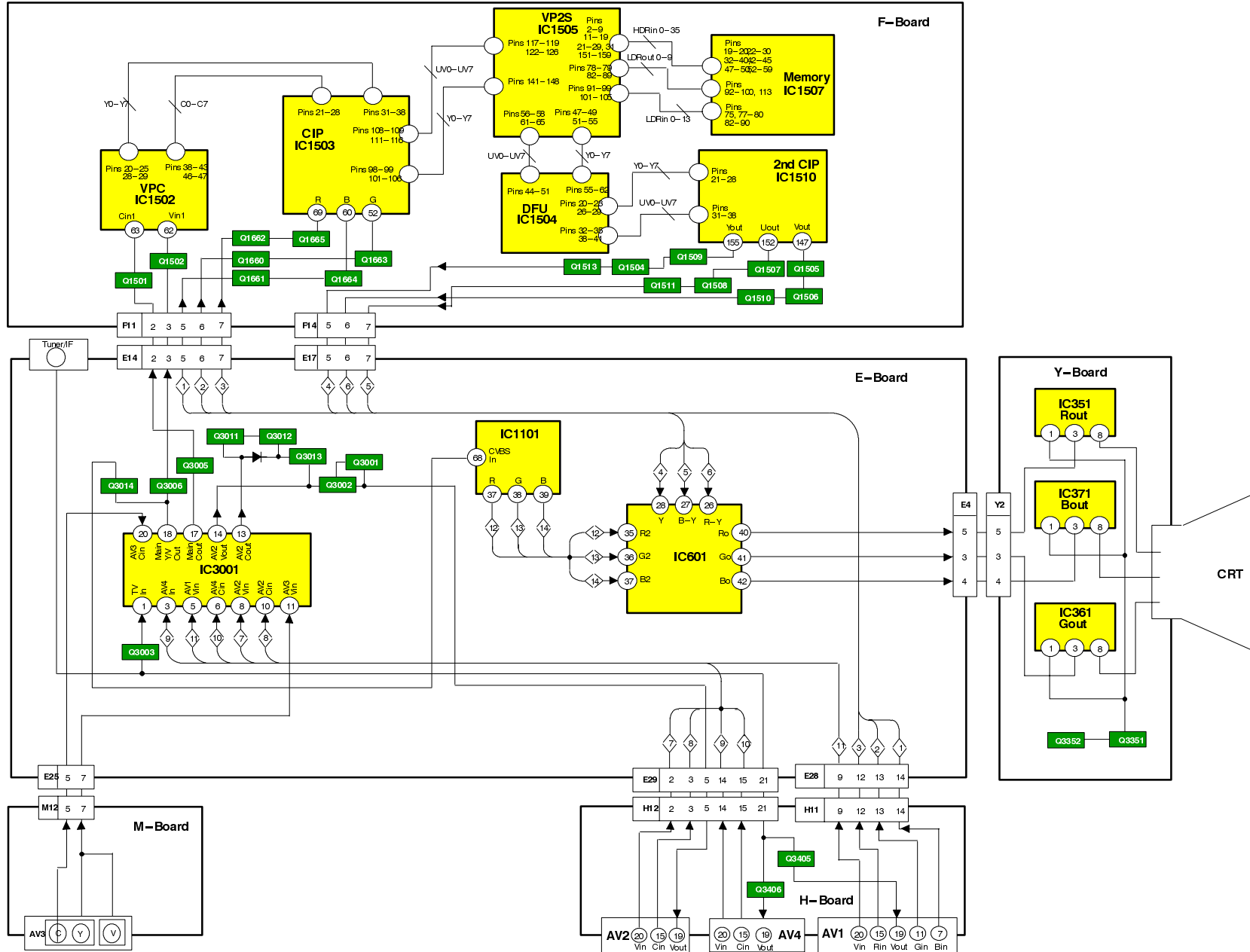
(Les figures ci-dessous sont fictives et utilisées uniquement à des fins représentatives)

1. Régler par la télécommande le niveau de GRAVE au maximum, AIGU au minimum. Appuyer simultanément sur le bouton **(-V)** en face avant du TV et le bouton **INDEX** de la télécommande. Ces actions positionnent le TV en Mode Service.
2. Appuyer sur la touche **ROUGE** ou **VERTE** pour sélectionner la fonction désirée.
3. Appuyer sur la touche **JAUNE** ou **BLEUE** pour modifier les valeurs des réglages.
4. Mettre en mémoire après chaque réglage, en appuyant sur la touche **STR**.
5. Pour sortir de la position SERVICE MODE arrêter le TV.

Fonctions		Réglages/Points particuliers
Centrage Horizontal	H-Pos +020	Optimiser les réglages.
V-Pos.	V-Pos +024	Optimiser les réglages.
Amplitude Horizontale	H-Amp +049	Optimiser les réglages.
Amplitude Verticale	V-Amp +029	Optimiser les réglages.
Amplitude E.O.	E/W-Amp1 +022	Optimiser les réglages.
Amplitude E.O.	E/W-Amp2 +000	Optimiser les réglages.
Correction Trapèze	Trapez-1 047	Optimiser les réglages.
Parallel Horizontal	H-Parallel +032	Optimiser les réglages.
Linéarité Verticale	V-Lin +004	Optimiser les réglages.
DVCO	DVCO 000	Mettre une mire de barre couleur en PAL. Pour régler DVCO appuyer sur la touche " Bleu " et attendre que les couleurs défilent le plus lentement possible et appuyer sur " STR ".
Cut-off DC	Cut-off O.K.	Pour régler le cutoff, régler le potentiomètre "screen" du transfo THT pour que "OK" soit indiqué à l'écran.
High	High 0031 0031 0031	Contrast Maximum A.I. Off Optimiser les réglages.
Sub-Brightness	Sub-Brightness 000	Optimiser les réglages.

VIDEO BLOCK DIAGRAM

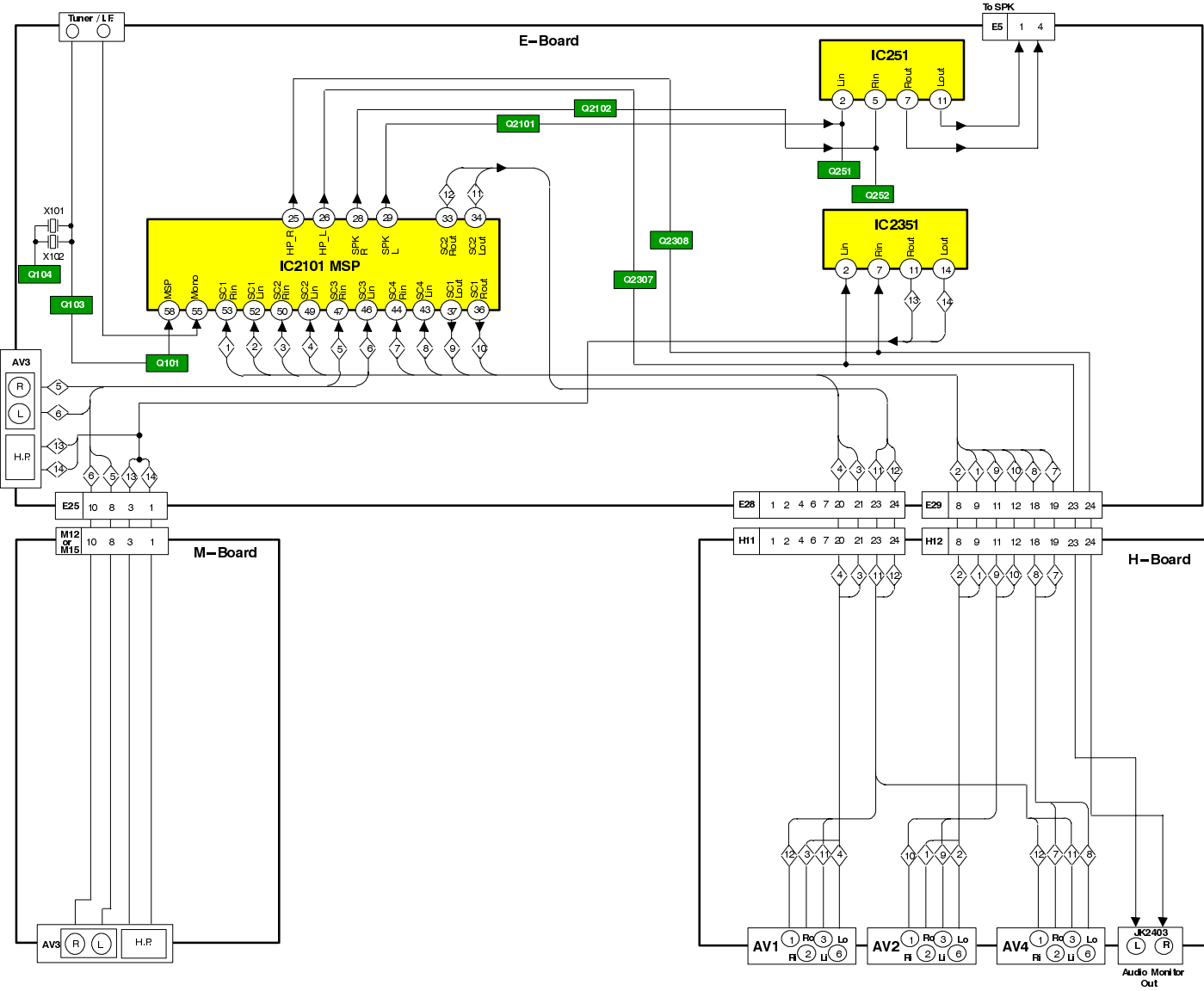
SYNOPTIQUE VIDEO



11

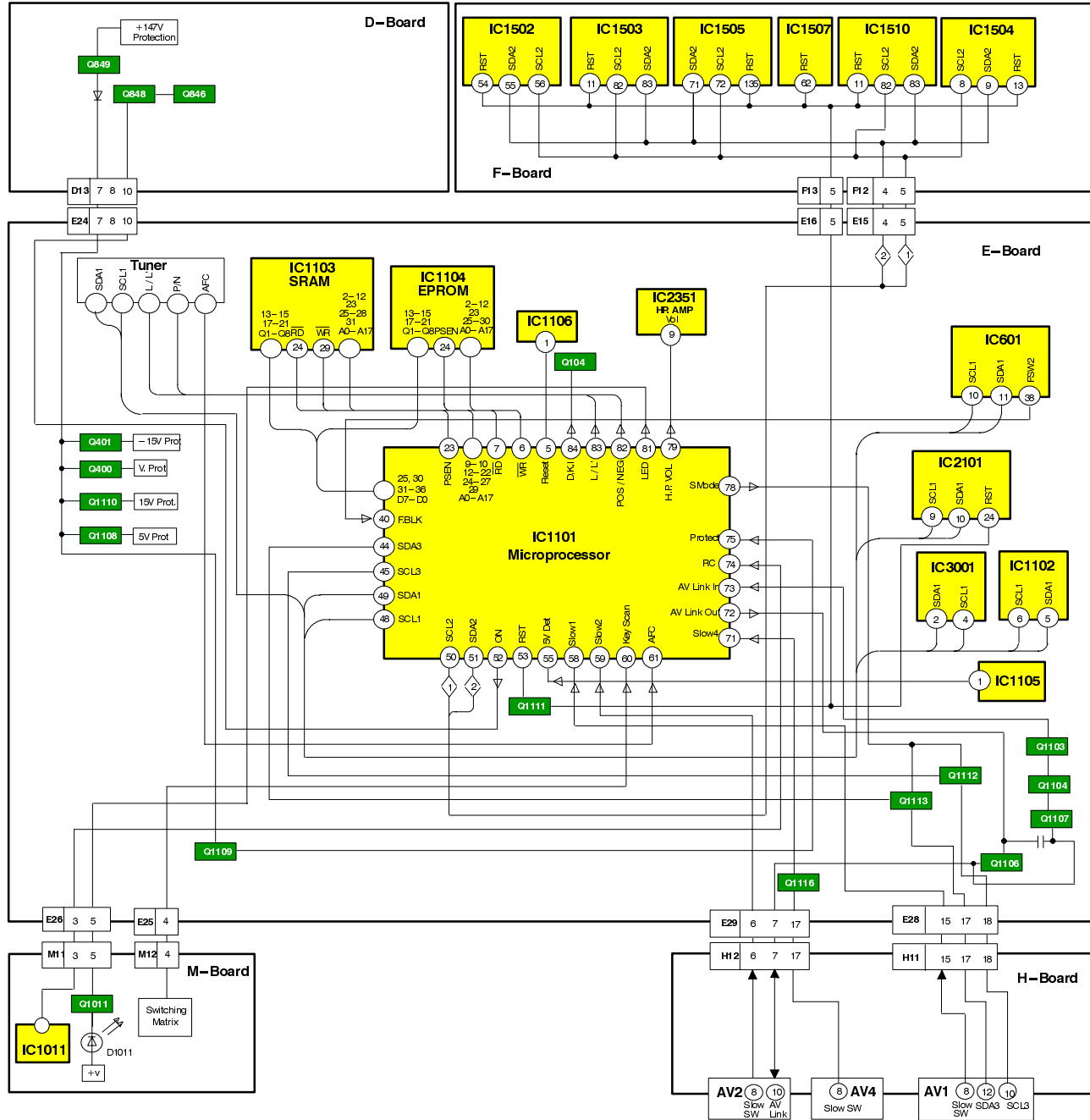
AUDIO BLOCK DIAGRAM

SYNOPTIQUE AUDIO



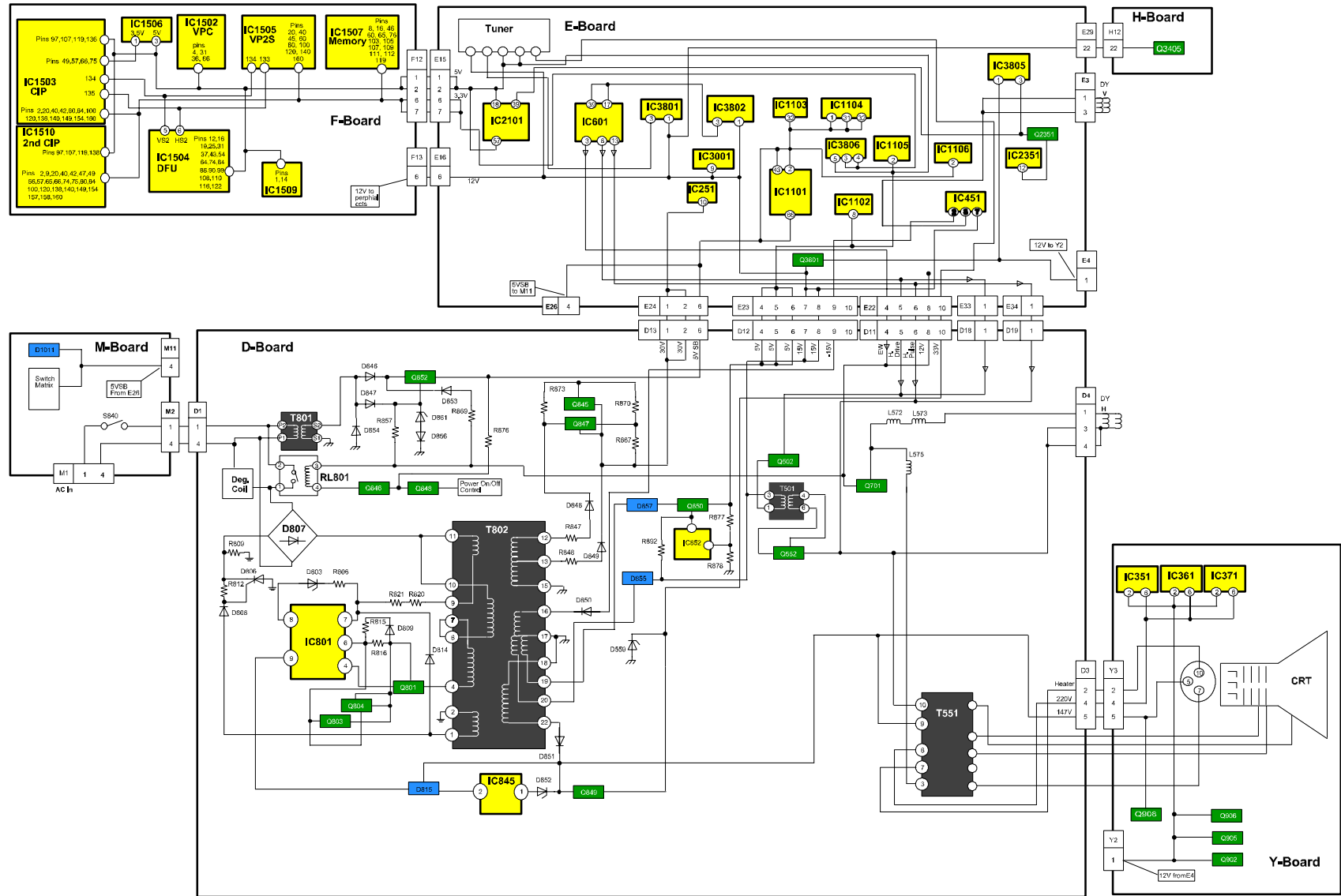
CONTROL BLOCK DIAGRAM

SYNOPTIQUE DE COMMANDE



POWER SUPPLY & DEFLECTION BLOCK DIAGRAM

SYNOPTIQUE ALIMENTATION



PARTS LOCATION

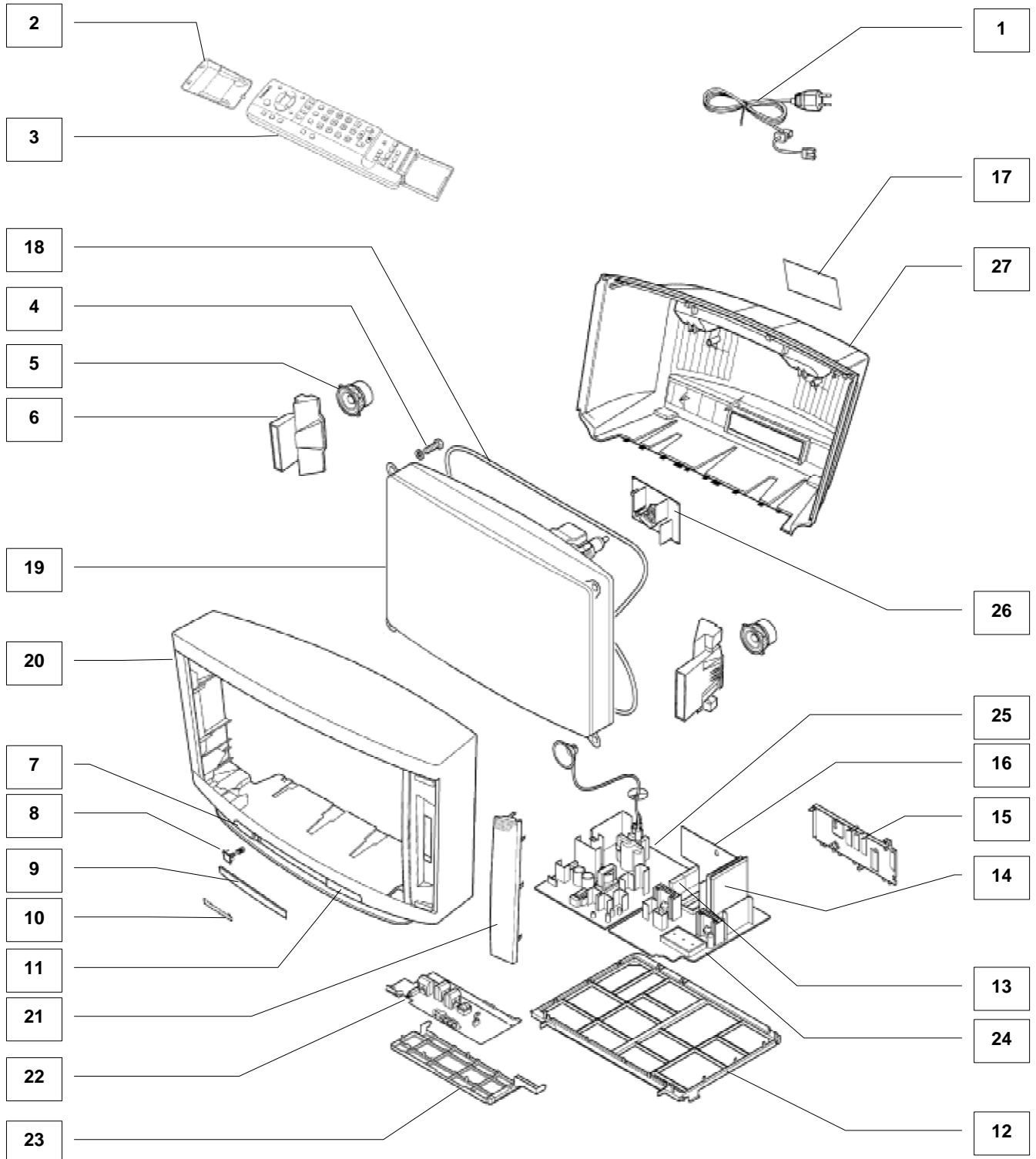
EMPLACEMENT DES PIÈCES

NOTE:

The numbers on the exploded view below refer to the mechanical section of the Replacement Parts List.

REMARQUE

Les numéros sur les pièces mécaniques indiquent les No. de réf. de la liste des pièces de rechange.



REPLACEMENT PARTS LIST

Important Safety Notice

Components identified by Δ mark have special characteristics important for safety.
When replacing any of these components, use only manufacturer's specified parts.

* In case of ordering these spare parts, please always add the complete Model–Type number to your order.

LISTE DES PIÈCES DE RECHANGE

Remarque importante por la sécurité

Les éléments portant la indication Δ possèdent des caractéristiques de sécurité spéciaux. Lors du remplacement de l'une quelconque des ces pièces, n'utiliser que celles spécifiées par la fabricant.

*En cas de commande de ces pieces, veuillez toujours ajouter le numero de modele complet a vorte commande.

COMMON PARTS FOR MODELS TX–W32D4F AND TX–W28D4F

Ref No.	Part No.	Description	
MECHANICAL PARTS			
1	TSX8E0027	POWER CORD	Δ
2	UR51EC904A	BATTERY COVER (REMOTE)	
3	EUR511211	REMOTE CONTROL	
4	THT1062	CRT FIXING SCREW	
5	EASG8P525A2	SPEAKER	
6	TKK8E026	SPEAKER REFLECTOR	
7	TKP8E1150	FRONT PANEL LEFT	
8	TBX8E033	POWER BUTTON	
9	TKP8E1149	DOOR LID	
10	TBM8E1728	PANASONIC BADGE	
11	TKP8E1250	FRONT PANEL RIGHT	
12	TMX8E028	CHASSIS FRAME	
13	ENG29505G	TUNER	
14	TNPA1068AC	F P.C.B.	Δ
15	TKP8E1253–3	REAR AV PANEL	
16	TNPA1047AC	H P.C.B.	Δ
MISCELLANEOUS COMPONENTS			
	TBM8E1532–2	PRESET PANEL	
	TBM8E1728	AV LABEL	
	TBM8E1863	REAR AV COVER LABEL	
	TEK6940	LID CATCHER	
	TMW8E017	L.E.D. HOLDER	
	TMX8E025	PCB HOLDER	
	UM–3DJ–2P	BATTERY SET	
	ZTBZAD550A	ANODE CABLE	
	832AG11D–ESL	I.C. SOCKET	
	PLCC–84–T	84 PIN I.C. SOCKET	
SOD1	31221212478	FIX CLIP	
SOD9	31221212478	FIX CLIP	
	ERC12GK825	SOLID 0.5W 10% 8M2 Ω	
	ERD25TC0T	CARBON 0.25W 5% ∞	
INSTRUCTION BOOKS			
	TQB8E2671A–2	GERMAN	Δ
	TQB8E2671BD1	DUTCH/FRENCH	Δ
	TQB8E2671CE1	ITALIAN/SPANISH	Δ
	TQB8E2671FG1	SWEDISH/NORG.	Δ
	TQB8E2671HK1	SUOMI/DANISH	Δ
INTEGRATED CIRCUITS			
IC251	LA4282	AUDIO OUTPUT	
IC351	TDA6111Q–N4	RGB OUTPUT	
IC361	TDA6111Q–N4	RGB OUTPUT	
IC371	TDA6111Q–N4	RGB OUTPUT	
IC381	TL431ACLPM	REGULATOR	
IC451	LA7845N	VERTICAL OUTPUT	
IC601	TDA9330HN1G	VIDEO PROCESSOR	
IC801	AN8029	POWER SUPPLY	
IC845	SE140N	ERROR AMPLIFIER	
IC852	TL431ACLPM	REGULATOR	
IC1011	RPM–637CBRS1	LED RECEIVER	
IC1101	SDA5450C48–1	MICRO PROCESSOR	
IC1103	M5M51008BP	SRAM	
IC1104	27C2001–H08	EPROM *	
IC1105	MN1381–T(TA)	RESET	

Ref No.	Part No.	Description	
IC1106	MN1381–R(TA)	RESET	
IC1502	VPC3215CB4TP	VPC	
IC1503	MB87F1720	CIP	
IC1504	FJB007S	DFU	
IC1505	MB87F2131	VP2S	
IC1506	AN77L035M–E1	3.5V REGULATOR	
IC1507	MB87H2010	MEMORY	
IC1509	TLC2932IPWL	CLOCK CONVERTOR	
IC1510	MB87F1720	CIP	
IC2101	MSP3410DPPB4	AUDIO PROCESSOR	
IC2351	AN7108	H.P. AMPLIFIER	
IC3001	TEA6415C	VIDEO SWITCH	
IC3801	AN7809FLB	9V REGULATOR	
IC3802	AN7708FLB	8V REGULATOR	
IC3805	AN7808LB	8V REGULATOR	
IC3806	SI–3033C	3.5V REGULATOR	
FUSES			
F840	XBA2C50TH15	FUSE	
F845	TR5–T3150	FUSE	Δ
F846	TR5–T1250	FUSE	Δ
F8401	EYF52BC	FUSE HOLDER	
F8402	EYF52BC	FUSE HOLDER	
DIODES			
D001	MA4020	DIODE	
D002	MA4020	DIODE	
D252	MA165TA5	DIODE	
D253	MA700TA5	DIODE	
D254	MA700TA5	DIODE	
D255	MA165TA5	DIODE	
D351	ERA15–04V3	DIODE	
D352	ERA15–04V3	DIODE	
D361	ERA15–04V3	DIODE	
D362	ERA15–04V3	DIODE	
D371	ERA15–04V3	DIODE	
D372	ERA15–04V3	DIODE	
D387	MA2160LFS	DIODE	
D400	MA4104	DIODE	
D401	MA165TA5	DIODE	
D402	MA165TA5	DIODE	
D404	EU02AV1	DIODE	
D405	MA165TA5	DIODE	
D408	MA165TA5	DIODE	
D502	1SS254T–77	DIODE	
D503	EU02	DIODE	
D504	EU02	DIODE	
D505	ERA81004V3	DIODE	
D556	AU02V0	DIODE	
D559	MTZJT–7736A	DIODE	
D560	1SS252T–77	DIODE	
D561	1SS254T–77	DIODE	
D563	RH3GLF102	DIODE	
D565	MTZJT–7736A	DIODE	
D566	MA165TA5	DIODE	
D571	FMV–3GULF730	DIODE	
D575	1SS252T–77	DIODE	
D601	MA29TA5	DIODE	
D603	MA4075	DIODE	
D605	MA4062	DIODE	

Ref No.	Part No.	Description
D607	MA165TA5	DIODE
D610	MA4043	DIODE
D611	MA165TA5	DIODE
D612	MA165TA5	DIODE
D615	MA165TA5	DIODE
D616	MA178TA5	DIODE
D617	MTZJT-779.1C	DIODE
D618	MTZJT-779.1C	DIODE
D620	MA165TA5	DIODE
D651	MA165TA5	DIODE
D701	AU02V0	DIODE
D803	MTZJT-7712C	DIODE
D806	TF361MALF3	DIODE
D807	RBV-608LF-B	DIODE
D808	MA165TA5	DIODE
D809	ERA22-02V3	DIODE
D810	MA2180BLFS	DIODE
D812	MTZJT-775.6B	DIODE
D813	MA700TA5	DIODE
D814	AU01ZV0	DIODE
D815	PC123FY2	DIODE
D817	D5L60F4015	DIODE
D818	TMPG10G3	DIODE
D819	ERA81004V3	DIODE
D820	MA4100	DIODE
D821	EU02AV0	DIODE
D845	MA165TA5	DIODE
D846	EK04V0	DIODE
D847	ERA15-01V3	DIODE
D848	EU02	DIODE
D849	FMGG26S	DIODE
D850	ERB32-02E	DIODE
D851	FMGG2CSLF116	DIODE
D852	MA4062	DIODE
D853	1N4150T-77	DIODE
D854	ERA15-01V3	DIODE
D855	D10SC6MRL	DIODE
D856	MA165TA5	DIODE
D857	FML22SLF610	DIODE
D860	1SS254T-77	DIODE
D861	MTZJT-775.1C	DIODE
D901	1SS254T-77	DIODE
D902	1SS254T-77	DIODE
D903	1SS254T-77	DIODE
D910	R2KNV	DIODE
D1011	LN81RPHL	DIODE
D1102	MA4051	DIODE
D1103	MA4051	DIODE
D1104	MA165TA5	DIODE
D1105	MA165TA5	DIODE
D1107	MA165TA5	DIODE
D1109	MA165TA5	DIODE
D1110	MA165TA5	DIODE
D1112	MA165TA5	DIODE
D1501	MA151ATX	DIODE
D2101	MTZJT-7712C	DIODE
D2102	MTZJT-7712C	DIODE
D2351	MTZJT-775.6B	DIODE
D3006	MA4100	DIODE
D3008	MA723TA5	DIODE
D3009	MA170	DIODE
D3011	MA858TA5	DIODE
D3351	1SS254T-77	DIODE
D3352	MA165TA5	DIODE
D3353	MA165TA5	DIODE
D3354	MA165TA5	DIODE
D3401	MTZJT-7712C	DIODE
D3402	MTZJT-7712C	DIODE
D3803	MA4043	DIODE
D3804	MTZJT-778.2A	DIODE
D3805	ERA81004V3	DIODE
D3990	MTZJT-7724D	DIODE
TRANSISTORS		
Q101	BC847B	TRANSISTOR
Q103	BC847B	TRANSISTOR
Q104	BC847B	TRANSISTOR
Q251	2SD1328STX	TRANSISTOR

Ref No.	Part No.	Description
Q252	2SD1328STX	TRANSISTOR
Q253	BC847B	TRANSISTOR
Q254	BC857B	TRANSISTOR
Q400	BC847B	TRANSISTOR
Q401	BC847B	TRANSISTOR
Q502	2SC2925STA	TRANSISTOR
Q552	2SC5144LB230	TRANSISTOR
Q553	2SC1473-RN	TRANSISTOR
Q554	2SC1473-RN	TRANSISTOR
Q601	BC857B	TRANSISTOR
Q602	BC857B	TRANSISTOR
Q603	BC857B	TRANSISTOR
Q604	BC857B	TRANSISTOR
Q607	BC857B	TRANSISTOR
Q608	BC857B	TRANSISTOR
Q701	2SK2538000LB	TRANSISTOR
Q801	2SK1365LB106	TRANSISTOR
Q803	2SD965-R	TRANSISTOR
Q804	2SA719-TA	TRANSISTOR
Q845	2SA684R	TRANSISTOR
Q846	BC547B/126	TRANSISTOR
Q847	BC557B/126	TRANSISTOR
Q848	BC547B/126	TRANSISTOR
Q849	2SA1018QTA	TRANSISTOR
Q850	2SD1474PLB	TRANSISTOR
Q852	2SC1318-S	TRANSISTOR
Q853	BC557C/126	TRANSISTOR
Q854	BC557C/126	TRANSISTOR
Q902	BC847B	TRANSISTOR
Q903	BC847B	TRANSISTOR
Q904	BC857B	TRANSISTOR
Q905	BC847B	TRANSISTOR
Q906	BC847B	TRANSISTOR
Q907	BC857B	TRANSISTOR
Q908	2SA1535ARLB	TRANSISTOR
Q909	2SC3944ARLB	TRANSISTOR
Q1011	BC557B/126	TRANSISTOR
Q1103	BC847B	TRANSISTOR
Q1104	BC847B	TRANSISTOR
Q1105	BC847B	TRANSISTOR
Q1106	BC847B	TRANSISTOR
Q1107	BC847B	TRANSISTOR
Q1108	BC847B	TRANSISTOR
Q1109	BC847B	TRANSISTOR
Q1110	BC847B	TRANSISTOR
Q1111	BC847B	TRANSISTOR
Q1112	BC847B	TRANSISTOR
Q1113	BC847B	TRANSISTOR
Q1116	BC847B	TRANSISTOR
Q1118	BC857B	TRANSISTOR
Q1501	BC857B	TRANSISTOR
Q1502	BC857B	TRANSISTOR
Q1503	BC847B	TRANSISTOR
Q1504	BC847B	TRANSISTOR
Q1505	BC847B	TRANSISTOR
Q1506	BC847B	TRANSISTOR
Q1507	BC847B	TRANSISTOR
Q1508	BC847B	TRANSISTOR
Q1509	BC847B	TRANSISTOR
Q1510	BC847B	TRANSISTOR
Q1511	BC847B	TRANSISTOR
Q1513	BC857B	TRANSISTOR
Q1660	BC847B	TRANSISTOR
Q1661	BC847B	TRANSISTOR
Q1662	BC847B	TRANSISTOR
Q1663	BC847B	TRANSISTOR
Q1664	BC847B	TRANSISTOR
Q1665	BC847B	TRANSISTOR
Q1666	BC847B	TRANSISTOR
Q1667	BC847B	TRANSISTOR
Q2101	BC860B	TRANSISTOR
Q2102	BC860B	TRANSISTOR
Q2301	BC847B	TRANSISTOR
Q2302	BC847B	TRANSISTOR
Q2305	BC857B	TRANSISTOR
Q2307	BC860B	TRANSISTOR
Q2308	BC860B	TRANSISTOR
Q2351	BC847B	TRANSISTOR
Q2352	BC847B	TRANSISTOR

Ref No.	Part No.	Description
Q3001	BC857B	TRANSISTOR
Q3002	BC847B	TRANSISTOR
Q3003	BC847B	TRANSISTOR
Q3005	BC847B	TRANSISTOR
Q3006	BC847B	TRANSISTOR
Q3010	BC857B	TRANSISTOR
Q3011	BC857B	TRANSISTOR
Q3012	BC847B	TRANSISTOR
Q3013	BC847B	TRANSISTOR
Q3014	BC847B	TRANSISTOR
Q3351	BC847B	TRANSISTOR
Q3352	BC857B	TRANSISTOR
Q3401	BC847B	TRANSISTOR
Q3402	BC847B	TRANSISTOR
Q3403	BC847B	TRANSISTOR
Q3404	BC847B	TRANSISTOR
Q3405	BC847B	TRANSISTOR
Q3406	BC847B	TRANSISTOR
Q3801	2SD1474PLB	TRANSISTOR
Q3990	BC847B	TRANSISTOR

TRANSFORMERS

T501	ETH19Y187AY	TRANSFORMER	△
T551	ZTFM05001A	F.B.T.	△
T801	ETP35KAN619U	TRANSFORMER	△
T802	ETS49AH1W7AD	TRANSFORMER	△
T803	ETQ24K37AY	TRANSFORMER	△

COILS

L002	EXCELD35V	COIL
L003	EXCELD35V	COIL
L004	EXCELSA35T	COIL
L005	TLT100K991R	COIL
L007	EXCELD35V	COIL
L008	ELJFC2R2KF	COIL
L009	ELJFC2R2KF	COIL
L251	EXCELSA35T	COIL
L252	EXCELSA35T	COIL
L253	EXCELSA35T	COIL
L254	EXCELSA35T	COIL
L381	TLT220K991R	COIL
L501	ELELN101KA	COIL
L554	EXCELD35V	COIL
L556	EXCELD35C	COIL
L572	ELHKL025B	COIL
L575	ELC18B331E	COIL
L601	EXCELD25V	COIL
L602	EXCELD35V	COIL
L603	TLT033K991R	COIL
L604	ELEXT2R7KA	COIL
L605	ELEXT2R7KA	COIL
L606	ELEXT2R7KA	COIL
L607	ELEXT2R7KA	COIL
L701	ELC18B801L	COIL
L806	EXCELSA39V	COIL
L807	ELF18D850C	LINE FILTER
L808	EXCELSA39V	COIL
L809	EXCELD35C	COIL
L810	EXCELSA39V	COIL
L811	EXCELSA39V	COIL
L812	EXCELD35V	COIL
L813	EXCELD35V	COIL
L817	EXCELD35V	COIL
L819	EXCELSA39V	COIL
L842	ELF18D486D	COIL
L843	ELF18D486D	COIL
L845	EXCELSA35T	COIL
L847	EXCELSA35B	COIL
L849	EXCELSA35T	COIL
L854	ELEIE150KA	COIL
L859	EXCELSA35T	COIL
L860	EXCELSA35T	COIL
L861	EXCELSA35T	COIL
L910	EXCELSA35T	COIL
L911	EXCELSA35T	COIL
L912	EXCELSA35T	COIL

Ref No.	Part No.	Description
L1101	EXCELD35V	COIL
L1103	TLT047K991R	COIL
L1104	EXCELD35V	COIL
L1105	EXCELD35V	COIL
L1106	TLT047K991R	COIL
L1507	TLT018K991R	COIL
L1508	TLT033K991R	COIL
L1509	EXCELD35V	COIL
L1510	EXCELD35V	COIL
L1511	TLT018K991R	COIL
L1516	EXCELD35V	COIL
L1519	EXCEMT103DTM	COIL
L1523	EXCEMT103DTM	COIL
L1525	EXCEMT103DTM	COIL
L1527	EXCEMT103DTM	COIL
L1528	EXCELD35V	COIL
L1529	EXCELD35V	COIL
L1532	EXCELD35V	COIL
L1533	EXCELD35V	COIL
L1534	EXCELD35V	COIL
L1535	EXCELD35V	COIL
L1536	EXCELD35V	COIL
L1537	TLT100K991R	COIL
L1538	TLT018K991R	COIL
L1539	TLT033K991R	COIL
L1540	TLT018K991R	COIL
L1541	TLT033K991R	COIL
L1542	TLT018K991R	COIL
L1543	TLT033K991R	COIL
L2101	TLT100K991R	COIL
L2102	TLT039K991R	COIL
L2103	TLT100K991R	COIL
L2104	EXCELD35V	COIL
L2106	TLT068K991R	COIL
L2381	EXCELSA35T	COIL
L2382	EXCELSA35T	COIL
L2412	EXCELSA35T	COIL
L2413	EXCELSA35T	COIL
L3001	TLT100K991R	COIL
L3205	EXCELD35V	COIL
L3281	EXCELSA35T	COIL
L3282	EXCELSA35T	COIL
L3401	TLT015K991R	COIL
L3402	TLT015K991R	COIL
L3403	TLT015K991R	COIL
L3404	TLT015K991R	COIL
L3405	TLT015K991R	COIL
L3406	TLT015K991R	COIL
L3407	TLT015K991R	COIL
L3408	TLT015K991R	COIL
L3409	TLT100K991R	COIL
L3410	TLT015K991R	COIL
L3411	TLT015K991R	COIL
L3412	TLT015K991R	COIL
L3413	TLT015K991R	COIL
L3801	EXCELD35V	COIL

FILTERS

X101	EFCT6504BF	FILTER
X102	EFCT7004BF	CERAMIC FILTER
X601	TSSA010	CRYSTAL
X1101	TSSA121	CRYSTAL
X1501	TSS2169-B	CRYSTAL
X2101	4730007158	CRYSTAL

RESISTOR

RL801	TSE1885-1	RELAY							△
R001	ERJ6GEYJ223	S.M.CARB	0.1W	5%	22KΩ				
R002	ERJ6GEYJ101	S.M.CARB	0.1W	5%	100Ω				
R003	ERJ6GEYJ393	S.M.CARB	0.1W	5%	39KΩ				
R101	ERJ6GEYJ561	S.M.CARB	0.1W	5%	560Ω				
R102	ERJ6GEYJ101	S.M.CARB	0.1W	5%	100Ω				
R103	ERJ6GEYJ563	S.M.CARB	0.1W	5%	56KΩ				
R104	ERJ6GEYJ471	S.M.CARB	0.1W	5%	470Ω				
R105	ERJ6GEYJ332	S.M.CARB	0.1W	5%	3K3Ω				
R106	ERJ6GEYJ821	S.M.CARB	0.1W	5%	820Ω				
R107	ERJ6GEYJ102	S.M.CARB	0.1W	5%	1KΩ				

Ref No.	Part No.	Description			
R109	ERJ6GEYJ103	S.M.CARB 0.1W	5%	10KΩ	
R110	ERJ6GEYJ222	S.M.CARB 0.1W	5%	2K2Ω	
R111	ERJ6GEYJ331	S.M.CARB 0.1W	5%	330Ω	
R251	ERJ6GEYJ330	S.M.CARB 0.1W	5%	33Ω	
R252	ERJ6GEYJ152	S.M.CARB 0.1W	5%	1K5Ω	
R253	ERJ6GEYJ103	S.M.CARB 0.1W	5%	10KΩ	
R254	ERJ6GEYJ330	S.M.CARB 0.1W	5%	33Ω	
R255	ERJ6GEYJ103	S.M.CARB 0.1W	5%	10KΩ	
R256	ERJ6GEYJ681	S.M.CARB 0.1W	5%	680Ω	
R257	ERJ6GEY0R00	S.M.CARB 0.1W	5%	0Ω	
R258	ERJ6GEYJ152	S.M.CARB 0.1W	5%	1K5Ω	
R259	ERJ6GEY0R00	S.M.CARB 0.1W	5%	0Ω	
R260	ERJ6GEYJ103	S.M.CARB 0.1W	5%	10KΩ	
R261	ERJ6GEYJ681	S.M.CARB 0.1W	5%	680Ω	
R262	ERJ6GEYJ103	S.M.CARB 0.1W	5%	10KΩ	
R263	ERJ6GEYJ104	S.M.CARB 0.1W	5%	100KΩ	
R264	ERJ6GEYJ473	S.M.CARB 0.1W	5%	47KΩ	
R265	ERDS1TJ2R2	CARBON 0.5W	5%	2R2Ω	
R266	ERDS1TJ2R2	CARBON 0.5W	5%	2R2Ω	
R269	ERJ6GEYJ273	S.M.CARB 0.1W	5%	27KΩ	
R270	ERJ6GEYJ273	S.M.CARB 0.1W	5%	27KΩ	
R271	ERJ6GEYJ272	S.M.CARB 0.1W	5%	2K7Ω	
R272	ERJ6GEYJ103	S.M.CARB 0.1W	5%	10KΩ	
R273	ERJ6GEYJ331	S.M.CARB 0.1W	5%	330Ω	
R274	ERJ6GEYJ330	S.M.CARB 0.1W	5%	33Ω	
R275	ERJ6GEYJ330	S.M.CARB 0.1W	5%	33Ω	
R350	ERQ12AJ151P	FUSIBLE 12W	5%	150Ω	Δ
R351	ERJ6GEYJ911	S.M.CARB 0.1W	5%	910Ω	
R352	ERJ6GEYJ102	S.M.CARB 0.1W	5%	1KΩ	
R354	ERO25CKF4122	METAL 25W	1%	41KΩ	Δ
R355	ERG2FG823H	METAL 2W	2%	82KΩ	Δ
R356	ERJ6GEYJ181	S.M.CARB 0.1W	5%	180Ω	
R357	ERJ6GEYJ822	S.M.CARB 0.1W	5%	8K2Ω	
R358	ERC12GK821C	SOLID 12W	10%	820Ω	
R360	ERO50PKF8251	METAL 50W	1%	8K2Ω	Δ
R361	ERJ6GEYJ911	S.M.CARB 0.1W	5%	910Ω	
R362	ERJ6GEYJ102	S.M.CARB 0.1W	5%	1KΩ	
R364	ERO25CKF4122	METAL 25W	1%	41KΩ	Δ
R365	ERG2FG823H	METAL 2W	2%	82KΩ	Δ
R366	ERJ6GEYJ181	S.M.CARB 0.1W	5%	180Ω	
R367	ERJ6GEYJ822	S.M.CARB 0.1W	5%	8K2Ω	
R368	ERC12GK821C	SOLID 12W	10%	820Ω	
R369	ERJ6GEY0R00	S.M.CARB 0.1W	5%	0Ω	
R371	ERJ6GEYJ911	S.M.CARB 0.1W	5%	910Ω	
R372	ERJ6GEYJ102	S.M.CARB 0.1W	5%	1KΩ	
R374	ERO25CKF4122	METAL 25W	1%	41KΩ	Δ
R375	ERG2FG823H	METAL 2W	2%	82KΩ	Δ
R376	ERJ6GEYJ181	S.M.CARB 0.1W	5%	180Ω	
R377	ERJ6GEYJ822	S.M.CARB 0.1W	5%	8K2Ω	
R378	ERC12GK821C	SOLID 12W	10%	820Ω	
R379	ERJ6GEY0R00	S.M.CARB 0.1W	5%	0Ω	
R383	ERJ6GEY0R00	S.M.CARB 0.1W	5%	0Ω	
R394	ERJ6ENF7500	S.M.CARB0.125W	5%	50Ω	
R395	ERJ6ENF5900	S.M.CARB0.125W	5%	90Ω	
R396	ERJ6ENF7500	S.M.CARB0.125W	5%	50Ω	
R397	ERJ6ENF5900	S.M.CARB0.125W	5%	90Ω	
R398	ERJ6ENF7500	S.M.CARB0.125W	5%	50Ω	
R399	ERJ6ENF5900	S.M.CARB0.125W	5%	90Ω	
R401	ERJ6GEYJ272	S.M.CARB 0.1W	5%	2K7Ω	
R402	ERJ6GEYJ682	S.M.CARB 0.1W	5%	6K8Ω	
R403	ERJ6GEYJ102	S.M.CARB 0.1W	5%	1KΩ	
R404	ERJ6GEYJ103	S.M.CARB 0.1W	5%	10KΩ	
R416	ERJ6GEYJ682	S.M.CARB 0.1W	5%	6K8Ω	
R418	ERJ6GEYJ682	S.M.CARB 0.1W	5%	6K8Ω	
R420	ERJ6GEYJ563	S.M.CARB 0.1W	5%	56KΩ	
R421	ERJ6GEYJ224	S.M.CARB 0.1W	5%	220KΩ	
R441	ERJ6GEYJ393	S.M.CARB 0.1W	5%	39KΩ	
R442	ERJ6GEYJ123	S.M.CARB 0.1W	5%	12KΩ	
R451	ERDS1TJ3R3	CARBON 0.5W	5%	3R3Ω	
R453	ERJ6GEYJ393	S.M.CARB 0.1W	5%	39KΩ	
R454	ERJ6GEYJ123	S.M.CARB 0.1W	5%	12KΩ	
R458	ERJ6GEYJ302	S.M.CARB 0.1W	5%	3K0Ω	
R470	ERJ6GEYJ682	S.M.CARB 0.1W	5%	6K8Ω	
R471	ERDS1FJ1R0	CARBON 0.5W	5%	1Ω	Δ
R504	ERD25TJ271	CARBON 0.25W	5%	270Ω	
R505	ERG3FJ390H	METAL 3W	5%	39Ω	Δ
R506	ERDS1TJ681	CARBON 0.5W	5%	680Ω	
R507	ERDS1TJ681	CARBON 0.5W	5%	680Ω	

Ref No.	Part No.	Description			
R557	ERDS1TJ683	CARBON 0.5W	5%	68KΩ	
R560	ERD25TJ123	CARBON 0.25W	5%	12KΩ	
R563	ERD25TJ223	CARBON 0.25W	5%	22KΩ	
R564	ERDS1TJ394	CARBON 0.5W	5%	390KΩ	
R567	ERG3FJ223	METAL 3W	5%	22KΩ	Δ
R569	ERDS1TJ120	CARBON 0.5W	5%	12Ω	
R570	ERD25TJ103	CARBON 0.25W	5%	10KΩ	
R572	ERG3FJ821	METAL 3W	5%	820Ω	Δ
R574	ERG3FJ151	METAL 3W	5%	150Ω	Δ
R579	ERD25TJ274	CARBON 0.25W	5%	270KΩ	
R580	ERD25TJ563	CARBON 0.25W	5%	56KΩ	
R581	ERD25TJ104	CARBON 0.25W	5%	100KΩ	
R582	ERD25TJ225	CARBON 0.25W	5%	2M2Ω	
R583	ERD25TJ225	CARBON 0.25W	5%	2M2Ω	
R588	ERD25TJ332	CARBON 0.25W	5%	3K3Ω	
R601	ERJ6GEYJ153	S.M.CARB 0.1W	5%	15KΩ	
R613	ERJ6GEYJ101	S.M.CARB 0.1W	5%	100Ω	
R614	ERJ6GEYJ101	S.M.CARB 0.1W	5%	100Ω	
R615	ERJ6GEYJ101	S.M.CARB 0.1W	5%	100Ω	
R616	ERJ6GEYJ100	S.M.CARB 0.1W	5%	10Ω	
R617	ERJ6GEYJ102	S.M.CARB 0.1W	5%	1KΩ	
R619	ERJ6GEYJ101	S.M.CARB 0.1W	5%	100Ω	
R620	ERJ6GEYJ101	S.M.CARB 0.1W	5%	100Ω	
R622	ERJ6GEYJ393	S.M.CARB 0.1W	5%	39KΩ	
R623	ERJ6GEYJ153	S.M.CARB 0.1W	5%	15KΩ	
R626	ERJ6GEYJ331	S.M.CARB 0.1W	5%	330Ω	
R627	ERJ6GEYJ102	S.M.CARB 0.1W	5%	1KΩ	
R628	ERJ6GEYJ472	S.M.CARB 0.1W	5%	4K7Ω	
R630	ERJ6GEYJ103	S.M.CARB 0.1W	5%	10KΩ	
R631	ERJ6GEYJ105	S.M.CARB 0.1W	5%	1MΩ	
R632	ERJ6GEYJ223	S.M.CARB 0.1W	5%	22KΩ	
R634	ERJ6GEYJ103	S.M.CARB 0.1W	5%	10KΩ	
R635	ERJ6GEYJ101	S.M.CARB 0.1W	5%	100Ω	
R636	ERJ6GEYJ101	S.M.CARB 0.1W	5%	100Ω	
R637	ERJ6GEYJ101	S.M.CARB 0.1W	5%	100Ω	
R646	ERJ6GEYJ821	S.M.CARB 0.1W	5%	820Ω	
R647	ERJ6GEYJ101	S.M.CARB 0.1W	5%	100Ω	
R648	ERJ6GEYJ101	S.M.CARB 0.1W	5%	100Ω	
R649	ERJ6GEYJ101	S.M.CARB 0.1W	5%	100Ω	
R650	ERJ6GEYJ101	S.M.CARB 0.1W	5%	100Ω	
R651	ERJ6GEYJ101	S.M.CARB 0.1W	5%	100Ω	
R652	ERJ6GEYJ101	S.M.CARB 0.1W	5%	100Ω	
R653	ERJ6GEYJ101	S.M.CARB 0.1W	5%	100Ω	
R655	ERJ6GEYJ224	S.M.CARB 0.1W	5%	220KΩ	
R657	ERJ6GEYJ750	S.M.CARB 0.1W	5%	75Ω	
R658	ERJ6ENF2212	S.M.CARB0.125W	5%	2K1Ω	
R663	ERJ6GEYJ334	S.M.CARB 0.1W	5%	330KΩ	
R666	ERJ6GEYJ222	S.M.CARB 0.1W	5%	2K2Ω	
R674	ERJ6GEYJ273	S.M.CARB 0.1W	5%	27KΩ	
R675	ERJ6GEYJ562	S.M.CARB 0.1W	5%	5K6Ω	
R676	ERJ6GEYJ103	S.M.CARB 0.1W	5%	10KΩ	
R677	ERJ6GEYJ273	S.M.CARB 0.1W	5%	27KΩ	
R678	ERJ6GEYJ562	S.M.CARB 0.1W	5%	5K6Ω	
R679	ERJ6GEYJ103	S.M.CARB 0.1W	5%	10KΩ	
R681	ERJ6GEYJ103	S.M.CARB 0.1W	5%	10KΩ	
R682	ERJ6GEYJ103	S.M.CARB 0.1W	5%	10KΩ	
R683	ERJ6GEYJ103	S.M.CARB 0.1W	5%	10KΩ	
R684	ERJ6GEYJ101	S.M.CARB 0.1W	5%	100Ω	
R685	ERJ6GEYJ103	S.M.CARB 0.1W	5%	10KΩ	
R686	ERJ6GEYJ102	S.M.CARB 0.1W	5%	1KΩ	
R688	ERJ6ENF3162	S.M.CARB0.125W	5%	1K6Ω	
R701	ERX3FJ2R7H	RESISTOR 3W	5%	2R7Ω	
R702	ERDS1TJ683	CARBON 0.5W	5%	68KΩ	
R703	ERD25TJ393	CARBON 0.25W	5%	39KΩ	
R704	ERDS1TJ330	CARBON 0.5W	5%	33Ω	
R805	232266296706	THERMISTOR			
R806	ERD25TJ101	CARBON 0.25W	5%	100Ω	
R807	ERD25TJ104	CARBON 0.25W	5%	100KΩ	
R809	ERF10ZK4R7	WOUND 10W	5%	4R7Ω	Δ
R810	ERD25TJ223	CARBON 0.25W	5%	22KΩ	
R811	ERD25TJ391	CARBON 0.25W	5%	390Ω	
R812	ERD25TJ681	CARBON 0.25W	5%	680Ω	
R814	ERD25TJ392	CARBON 0.25W	5%	3K9Ω	
R815	ERD25TJ100	CARBON 0.25W	5%	10Ω	
R816	ERDS1TJ330	CARBON 0.5W	5%	33Ω	
R818	ERD25TJ511	CARBON 0.25W	5%	510Ω	
R820	ERG3FJ223	METAL 3W	5%	22KΩ	Δ
R821	ERG3FJ223	METAL 3W	5%	22KΩ	Δ

Ref No.	Part No.	Description				
R822	ERD25TJ391	CARBON 0.25W	5%	390Ω		
R823	ERX12SJR22	METAL 0.5W	5%	R22Ω		
R824	ERX12SJR22	METAL 0.5W	5%	R22Ω		
R825	ERX12SJR22	METAL 0.5W	5%	R22Ω		
R827	ERDS1FJ121	CARBON 0.5W	5%	120Ω	Δ	
R828	ERD25TJ103	CARBON 0.25W	5%	10KΩ		
R829	ERD25TJ221	CARBON 0.25W	5%	220Ω		
R830	ERX12SJR22	METAL 0.5W	5%	R22Ω		
R831	ERD75TAJ825	CARBON 0.75W	5%	8M2Ω	Δ	
R832	ERG3FJ331	METAL 3W	5%	330Ω	Δ	
R835	ERD25TJ220	CARBON 0.25W	5%	22Ω		
R836	ERD25TJ100	CARBON 0.25W	5%	10Ω		
R837	ERD25TJ183	CARBON 0.25W	5%	18KΩ		
R838	ERD25TJ821	CARBON 0.25W	5%	820Ω		
R841	ERC12ZGK105D	SOLID 0.5W	10%	1MΩ		
R847	TSF19252	FS LINK			Δ	
R848	TSF19402	FS LINK			Δ	
R857	ERD25TJ221	CARBON 0.25W	5%	220Ω		
R862	ERD25TJ272	CARBON 0.25W	5%	2K7Ω		
R863	ERG3FJ680H	METAL 3W	5%	68Ω	Δ	
R864	ERDS1TJ682	CARBON 0.5W	5%	6K8Ω		
R867	ERD25TJ102	CARBON 0.25W	5%	1KΩ		
R868	ERD25TJ151	CARBON 0.25W	5%	150Ω		
R869	ERD25TJ560	CARBON 0.25W	5%	56Ω		
R870	ERD25TJ101	CARBON 0.25W	5%	100Ω		
R873	ERQ2CJP2R4	FUSIBLE 2W	5%	2R4Ω	Δ	
R876	ERD25TJ562	CARBON 0.25W	5%	5K6Ω		
R877	ERO25CKF1022	METAL 25W	1%	10KΩ	Δ	
R878	ERO25CKF1002	METAL 0.25W	1%	10KΩ	Δ	
R883	ERD25TJ103	CARBON 0.25W	5%	10KΩ		
R885	ERD25TJ103	CARBON 0.25W	5%	10KΩ		
R886	ERX3SJR56	RESISTOR 3W	5%	R56Ω		
R888	ERDS1TJ393	CARBON 0.5W	5%	39KΩ		
R889	ERD25TJ392	CARBON 0.25W	5%	3K9Ω		
R891	ERD25TJ103	CARBON 0.25W	5%	10KΩ		
R892	ERD25TJ222	CARBON 0.25W	5%	2K2Ω		
R897	ERD25TJ183	CARBON 0.25W	5%	18KΩ		
R901	ERJ6GEYJ562	S.M.CARB 0.1W	5%	5K6Ω		
R902	ERJ6GEYJ562	S.M.CARB 0.1W	5%	5K6Ω		
R903	ERJ6GEYJ562	S.M.CARB 0.1W	5%	5K6Ω		
R904	ERJ6GEYJ102	S.M.CARB 0.1W	5%	1KΩ		
R908	ERJ6GEYJ471	S.M.CARB 0.1W	5%	470Ω		
R911	ERD25TJ561	CARBON 0.25W	5%	560Ω		
R913	ERJ6GEYJ183	S.M.CARB 0.1W	5%	18KΩ		
R915	ERJ6GEYJ182	S.M.CARB 0.1W	5%	1K8Ω		
R916	ERJ6GEYJ221	S.M.CARB 0.1W	5%	220Ω		
R917	ERJ6GEYJ121	S.M.CARB 0.1W	5%	120Ω		
R919	ERQ14AJW390	FUSIBLE 14W	5%	39Ω	Δ	
R920	ERQ14AJW390	FUSIBLE 14W	5%	39Ω	Δ	
R922	ERD25TJ683	CARBON 0.25W	5%	68KΩ		
R923	ERD25TJ683	CARBON 0.25W	5%	68KΩ		
R925	ERJ6GEYOR00	S.M.CARB 0.1W	5%	0Ω		
R926	ERJ6GEYOR00	S.M.CARB 0.1W	5%	0Ω		
R927	ERD25TJ122	CARBON 0.25W	5%	1K2Ω		
R928	ERD25TJ5R6	CARBON 0.25W	5%	5R6Ω		
R929	ERDS1FYJ471	CARBON 0.5W	5%	470Ω	Δ	
R931	ERDS1FYJ390	CARBON 0.5W	5%	39Ω	Δ	
R935	ERQ14AJW3R9	FUSIBLE 14W	5%	3R9Ω	Δ	
R936	ERQ1CJP102	METAL 1W	5%	1KΩ	Δ	
R937	ERQ14AJW100	METAL 0.25W	5%	10Ω	Δ	
R938	ERD25TJ122	CARBON 0.25W	5%	1K2Ω		
R941	ERD25TJ5R6	CARBON 0.25W	5%	5R6Ω		
R1011	ERD25TJ101	CARBON 0.25W	5%	100Ω		
R1012	ERD25TJ101	CARBON 0.25W	5%	100Ω		
R1013	ERD25TJ471	CARBON 0.25W	5%	470Ω		
R1015	ERD25TJ103	CARBON 0.25W	5%	10KΩ		
R1071	ERD25TJ103	CARBON 0.25W	5%	10KΩ		
R1072	ERD25TJ222	CARBON 0.25W	5%	2K2Ω		
R1073	ERD25TJ222	CARBON 0.25W	5%	2K2Ω		
R1074	ERD25TJ332	CARBON 0.25W	5%	3K3Ω		
R1075	ERD25TJ512	CARBON 0.25W	5%	5K1Ω		
R1076	ERD25TJ912	CARBON 0.25W	5%	9K1Ω		
R1101	ERJ6GEYJ101	S.M.CARB 0.1W	5%	100Ω		
R1103	ERJ6GEYJ472	S.M.CARB 0.1W	5%	4K7Ω		
R1104	ERJ6GEYJ101	S.M.CARB 0.1W	5%	100Ω		
R1105	ERJ6GEYJ101	S.M.CARB 0.1W	5%	100Ω		
R1106	ERJ6GEYJ472	S.M.CARB 0.1W	5%	4K7Ω		
R1107	ERJ6GEYJ101	S.M.CARB 0.1W	5%	100Ω		

Ref No.	Part No.	Description				
R1108	ERJ6GEYJ472	S.M.CARB 0.1W	5%	4K7Ω		
R1109	ERJ6GEYJ101	S.M.CARB 0.1W	5%	100Ω		
R1110	ERJ6GEYJ101	S.M.CARB 0.1W	5%	100Ω		
R1111	ERJ6GEYJ101	S.M.CARB 0.1W	5%	100Ω		
R1113	ERJ6GEYJ101	S.M.CARB 0.1W	5%	100Ω		
R1114	ERJ6GEYJ101	S.M.CARB 0.1W	5%	100Ω		
R1116	ERJ6GEYJ101	S.M.CARB 0.1W	5%	100Ω		
R1117	ERJ6GEYJ332	S.M.CARB 0.1W	5%	3K3Ω		
R1118	ERJ6GEYJ332	S.M.CARB 0.1W	5%	3K3Ω		
R1119	ERJ6GEYJ332	S.M.CARB 0.1W	5%	3K3Ω		
R1120	ERJ6GEYJ332	S.M.CARB 0.1W	5%	3K3Ω		
R1121	ERJ6GEYJ472	S.M.CARB 0.1W	5%	4K7Ω		
R1122	ERJ6GEYJ472	S.M.CARB 0.1W	5%	4K7Ω		
R1123	ERJ6GEYJ823	S.M.CARB 0.1W	5%	82KΩ		
R1124	ERJ6GEYJ101	S.M.CARB 0.1W	5%	100Ω		
R1125	ERJ6GEYJ101	S.M.CARB 0.1W	5%	100Ω		
R1126	ERJ6GEYJ101	S.M.CARB 0.1W	5%	100Ω		
R1127	ERJ6GEYJ101	S.M.CARB 0.1W	5%	100Ω		
R1128	ERJ6GEYJ472	S.M.CARB 0.1W	5%	4K7Ω		
R1129	ERJ6GEYJ472	S.M.CARB 0.1W	5%	4K7Ω		
R1130	ERJ6GEYJ104	S.M.CARB 0.1W	5%	100KΩ		
R1131	ERJ6GEYJ101	S.M.CARB 0.1W	5%	100Ω		
R1132	ERJ6GEYJ101	S.M.CARB 0.1W	5%	100Ω		
R1133	ERJ6GEYJ101	S.M.CARB 0.1W	5%	100Ω		
R1134	ERJ6GEYJ101	S.M.CARB 0.1W	5%	100Ω		
R1135	ERJ6GEYJ225	S.M.CARB 0.125W	5%	2M2Ω		
R1138	ERJ6GEYJ273	S.M.CARB 0.1W	5%	27KΩ		
R1139	ERJ6GEYJ472	S.M.CARB 0.1W	5%	4K7Ω		
R1140	ERJ6GEYJ392	S.M.CARB 0.1W	5%	3K9Ω		
R1141	ERJ6GEYJ103	S.M.CARB 0.1W	5%	10KΩ		
R1142	ERJ6GEYJ103	S.M.CARB 0.1W	5%	10KΩ		
R1143	ERJ6GEYJ101	S.M.CARB 0.1W	5%	100Ω		
R1144	ERJ6GEYJ473	S.M.CARB 0.1W	5%	47KΩ		
R1145	ERJ6GEYJ472	S.M.CARB 0.1W	5%	4K7Ω		
R1146	ERJ6GEYJ101	S.M.CARB 0.1W	5%	100Ω		
R1147	ERJ6GEYJ223	S.M.CARB 0.1W	5%	22KΩ		
R1148	ERJ6GEYJ104	S.M.CARB 0.1W	5%	100KΩ		
R1149	ERJ6GEYJ104	S.M.CARB 0.1W	5%	100KΩ		
R1150	ERJ6GEYJ104	S.M.CARB 0.1W	5%	100KΩ		
R1151	ERJ6GEYJ103	S.M.CARB 0.1W	5%	10KΩ		
R1152	ERJ6GEYJ224	S.M.CARB 0.1W	5%	220KΩ		
R1153	ERJ6GEYJ273	S.M.CARB 0.1W	5%	27KΩ		
R1154	ERJ6GEYJ221	S.M.CARB 0.1W	5%	220Ω		
R1155	ERJ6GEYJ474	S.M.CARB 0.1W	5%	470KΩ		
R1156	ERJ6GEYOR00	S.M.CARB 0.1W	5%	0Ω		
R1157	ERJ6GEYJ100	S.M.CARB 0.1W	5%	10Ω		
R1158	ERJ6GEYJ472	S.M.CARB 0.1W	5%	4K7Ω		
R1160	ERJ6GEYOR00	S.M.CARB 0.1W	5%	0Ω		
R1161	ERJ6GEYJ392	S.M.CARB 0.1W	5%	3K9Ω		
R1162	ERJ6GEYJ102	S.M.CARB 0.1W	5%	1KΩ		
R1163	ERJ6GEYJ103	S.M.CARB 0.1W	5%	10KΩ		
R1164	ERJ6GEYJ103	S.M.CARB 0.1W	5%	10KΩ		
R1165	ERJ6GEYJ103	S.M.CARB 0.1W	5%	10KΩ		
R1166	ERJ6GEYJ683	S.M.CARB 0.1W	5%	68KΩ		
R1167	ERJ6GEYJ103	S.M.CARB 0.1W	5%	10KΩ		
R1168	ERJ6GEYJ103	S.M.CARB 0.1W	5%	10KΩ		
R1169	ERJ6GEYJ103	S.M.CARB 0.1W	5%	10KΩ		
R1170	ERJ6GEYJ472	S.M.CARB 0.1W	5%	4K7Ω		
R1171	ERJ6GEYJ472	S.M.CARB 0.1W	5%	4K7Ω		
R1172	ERJ6GEYJ821	S.M.CARB 0.1W	5%	820Ω		
R1173	ERJ6GEYJ681	S.M.CARB 0.1W	5%	680Ω		
R1174	ERJ6GEYJ681	S.M.CARB 0.1W	5%	680Ω		
R1175	ERJ6GEYJ101	S.M.CARB 0.1W	5%	100Ω		
R1176	ERJ6GEYJ101	S.M.CARB 0.1W	5%	100Ω		
R1177	ERJ6GEYJ103	S.M.CARB 0.1W	5%	10KΩ		
R1178	ERJ6GEYJ103	S.M.CARB 0.1W	5%	10KΩ		
R1179	ERJ6GEYJ101	S.M.CARB 0.1W	5%	100Ω		
R1180	ERJ6GEYJ472	S.M.CARB 0.1W	5%	4K7Ω		
R1181	ERJ6GEYJ101	S.M.CARB 0.1W	5%	100Ω		
R1182	ERJ6GEYJ472	S.M.CARB 0.1W	5%	4K7Ω		
R1183	ERJ6GEYJ472	S.M.CARB 0.1W	5%	4K7Ω		
R1184	ERJ6GEYJ101	S.M.CARB 0.1W	5%	100Ω		
R1186	ERJ6GEYJ103	S.M.CARB 0.1W	5%	10KΩ		
R1187	ERJ6GEYJ103	S.M.CARB 0.1W	5%	10KΩ		
R1188	ERJ6GEYJ472	S.M.CARB 0.1W	5%	4K7Ω		
R1189	ERJ6GEYJ101	S.M.CARB 0.1W	5%	100Ω		
R1190	ERJ6GEYJ472	S.M.CARB 0.1W	5%	4K7Ω		
R1194	ERJ6GEYJ681	S.M.CARB 0.1W	5%	680Ω		
R1195	ERJ6GEYJ103	S.M.CARB 0.1W	5%	10KΩ		

Ref No.	Part No.	Description
R1200	ERJ6GEYJ472	S.M.CARB 0.1W 5% 4K7Ω
R1237	ERJ6GEY0R00	S.M.CARB 0.1W 5% 0Ω
R1238	ERJ6GEYJ102	S.M.CARB 0.1W 5% 1KΩ
R1239	ERJ6GEYJ560	S.M.CARB 0.1W 5% 56Ω
R1501	ERJ6GEY0R00	S.M.CARB 0.1W 5% 0Ω
R1502	ERJ6GEYJ151	S.M.CARB 0.1W 5% 150Ω
R1503	ERJ6GEYJ332	S.M.CARB 0.1W 5% 3K3Ω
R1504	ERJ6GEYJ151	S.M.CARB 0.1W 5% 150Ω
R1505	ERJ6GEYJ471	S.M.CARB 0.1W 5% 470Ω
R1506	ERJ6GEYJ271	S.M.CARB 0.1W 5% 270Ω
R1507	ERJ6GEYJ102	S.M.CARB 0.1W 5% 1KΩ
R1508	ERJ6GEYJ471	S.M.CARB 0.1W 5% 470Ω
R1509	ERJ6GEYJ471	S.M.CARB 0.1W 5% 470Ω
R1510	ERJ6GEYJ8R2	S.M.CARB0.125W 5% 8R2Ω
R1511	ERJ6GEYJ101	S.M.CARB 0.1W 5% 100Ω
R1513	ERJ6GEYJ101	S.M.CARB 0.1W 5% 100Ω
R1514	ERJ6GEYJ180	S.M.CARB 0.1W 5% 18Ω
R1515	ERJ6GEYJ101	S.M.CARB 0.1W 5% 100Ω
R1517	ERJ6GEYJ180	S.M.CARB 0.1W 5% 18Ω
R1518	ERJ6GEYJ180	S.M.CARB 0.1W 5% 18Ω
R1519	ERJ6GEYJ561	S.M.CARB 0.1W 5% 560Ω
R1520	ERJ6GEYJ471	S.M.CARB 0.1W 5% 470Ω
R1521	ERJ6GEYJ820	S.M.CARB 0.1W 5% 82Ω
R1522	ERJ6GEYJ103	S.M.CARB 0.1W 5% 10KΩ
R1523	ERJ6GEYJ390	S.M.CARB 0.1W 5% 39Ω
R1524	ERJ6GEYJ560	S.M.CARB 0.1W 5% 56Ω
R1525	ERJ6GEYJ271	S.M.CARB 0.1W 5% 270Ω
R1526	ERJ6GEY0R00	S.M.CARB 0.1W 5% 0Ω
R1527	ERJ6GEYJ100	S.M.CARB 0.1W 5% 10Ω
R1528	ERJ6GEYJ151	S.M.CARB 0.1W 5% 150Ω
R1530	ERJ6GEYJ560	S.M.CARB 0.1W 5% 56Ω
R1531	ERJ6GEYJ151	S.M.CARB 0.1W 5% 150Ω
R1532	ERJ6GEYJ151	S.M.CARB 0.1W 5% 150Ω
R1533	ERJ6GEYJ181	S.M.CARB 0.1W 5% 180Ω
R1534	ERJ6GEYJ272	S.M.CARB 0.1W 5% 2K7Ω
R1535	ERJ6GEYJ103	S.M.CARB 0.1W 5% 10KΩ
R1536	ERJ6GEYJ470	S.M.CARB 0.1W 5% 47Ω
R1537	ERJ6GEYJ103	S.M.CARB 0.1W 5% 10KΩ
R1538	ERJ6GEYJ181	S.M.CARB 0.1W 5% 180Ω
R1540	ERJ6GEYJ102	S.M.CARB 0.1W 5% 1KΩ
R1541	ERJ6GEYJ102	S.M.CARB 0.1W 5% 1KΩ
R1542	ERJ6GEYJ151	S.M.CARB 0.1W 5% 150Ω
R1543	ERJ6GEYJ103	S.M.CARB 0.1W 5% 10KΩ
R1544	ERJ6GEYJ561	S.M.CARB 0.1W 5% 560Ω
R1545	ERJ6ENF3600	S.M.CARB0.125W 5% 60Ω
R1546	ERJ6GEYJ561	S.M.CARB 0.1W 5% 560Ω
R1547	ERJ6GEYJ103	S.M.CARB 0.1W 5% 10KΩ
R1548	ERJ6GEYJ221	S.M.CARB 0.1W 5% 220Ω
R1550	ERJ6GEYJ103	S.M.CARB 0.1W 5% 10KΩ
R1551	ERJ6GEYJ271	S.M.CARB 0.1W 5% 270Ω
R1552	ERJ6GEYJ103	S.M.CARB 0.1W 5% 10KΩ
R1553	ERJ6GEYJ750	S.M.CARB 0.1W 5% 75Ω
R1554	ERJ6GEYJ101	S.M.CARB 0.1W 5% 100Ω
R1555	ERJ6GEYJ101	S.M.CARB 0.1W 5% 100Ω
R1556	ERJ6GEYJ101	S.M.CARB 0.1W 5% 100Ω
R1559	ERJ6ENF2200	S.M.CARB0.125W 5% 20Ω
R1560	ERJ6GEYJ560	S.M.CARB 0.1W 5% 56Ω
R1561	ERJ6GEY0R00	S.M.CARB 0.1W 5% 0Ω
R1562	ERJ6ENF4750	S.M.CARB0.125W 5% 75Ω
R1563	ERJ6GEYJ271	S.M.CARB 0.1W 5% 270Ω
R1564	ERJ6ENF2200	S.M.CARB0.125W 5% 20Ω
R1565	ERJ6GEYJ820	S.M.CARB 0.1W 5% 82Ω
R1566	ERJ6GEYJ331	S.M.CARB 0.1W 5% 330Ω
R1567	ERJ6ENF1500	S.M.CARB0.125W 5% 50Ω
R1568	ERJ6ENF1500	S.M.CARB0.125W 5% 50Ω
R1569	ERJ6ENF1500	S.M.CARB0.125W 5% 50Ω
R1570	ERJ6ENF2701	S.M.CARB0.125W 5% 700Ω
R1571	ERJ6GEYJ103	S.M.CARB 0.1W 5% 10KΩ
R1572	ERJ6GEYJ103	S.M.CARB 0.1W 5% 10KΩ
R1573	ERJ6ENF1500	S.M.CARB0.125W 5% 50Ω
R1574	ERJ6GEYJ560	S.M.CARB 0.1W 5% 56Ω
R1575	ERJ6GEYJ102	S.M.CARB 0.1W 5% 1KΩ
R1576	ERJ6GEYJ102	S.M.CARB 0.1W 5% 1KΩ
R1577	ERJ6GEYJ102	S.M.CARB 0.1W 5% 1KΩ
R1578	ERJ6GEYJ301	S.M.CARB0.125W 5% 300Ω
R1579	ERJ6GEYJ431	S.M.CARB 0.1W 5% 430Ω
R1580	ERJ6GEYJ511	S.M.CARB 0.1W 5% 510Ω
R1581	ERJ6GEYJ151	S.M.CARB 0.1W 5% 150Ω
R1582	ERJ6GEYJ103	S.M.CARB 0.1W 5% 10KΩ

Ref No.	Part No.	Description
R1583	ERJ6GEYJ561	S.M.CARB 0.1W 5% 560Ω
R1584	ERJ6GEYJ561	S.M.CARB 0.1W 5% 560Ω
R1585	ERJ6GEYJ103	S.M.CARB 0.1W 5% 10KΩ
R1586	ERJ6GEY0R00	S.M.CARB 0.1W 5% 0Ω
R1587	ERJ6GEY0R00	S.M.CARB 0.1W 5% 0Ω
R1588	ERJ6GEYJ221	S.M.CARB 0.1W 5% 220Ω
R1589	ERJ6GEYJ152	S.M.CARB 0.1W 5% 1K5Ω
R1590	ERJ6GEYJ101	S.M.CARB 0.1W 5% 100Ω
R1591	ERJ6GEYJ103	S.M.CARB 0.1W 5% 10KΩ
R1592	ERJ6GEYJ101	S.M.CARB 0.1W 5% 100Ω
R1593	ERJ6GEYJ101	S.M.CARB 0.1W 5% 100Ω
R1594	ERJ6GEYJ101	S.M.CARB 0.1W 5% 100Ω
R1595	ERJ6GEYJ101	S.M.CARB 0.1W 5% 100Ω
R1598	ERJ6GEYJ101	S.M.CARB 0.1W 5% 100Ω
R1599	ERJ6GEYJ101	S.M.CARB 0.1W 5% 100Ω
R1600	ERJ6GEYJ103	S.M.CARB 0.1W 5% 10KΩ
R1603	ERJ6GEYJ101	S.M.CARB 0.1W 5% 100Ω
R1604	ERJ6GEYJ820	S.M.CARB 0.1W 5% 82Ω
R1605	ERJ6GEYJ183	S.M.CARB 0.1W 5% 18KΩ
R1606	ERJ6GEYJ273	S.M.CARB 0.1W 5% 27KΩ
R1607	ERJ6GEYJ101	S.M.CARB 0.1W 5% 100Ω
R1609	ERJ6GEYJ103	S.M.CARB 0.1W 5% 10KΩ
R1610	ERJ6GEYJ101	S.M.CARB 0.1W 5% 100Ω
R1611	ERJ6GEYJ101	S.M.CARB 0.1W 5% 100Ω
R1613	ERJ6GEYJ102	S.M.CARB 0.1W 5% 1KΩ
R1614	ERJ6GEY0R00	S.M.CARB 0.1W 5% 0Ω
R1615	ERJ6GEY0R00	S.M.CARB 0.1W 5% 0Ω
R1616	ERJ6GEYJ101	S.M.CARB 0.1W 5% 100Ω
R1617	ERJ6ENF1100	S.M.CARB0.125W 5% 10Ω
R1618	ERJ6GEYJ103	S.M.CARB 0.1W 5% 10KΩ
R1619	ERJ6GEYJ103	S.M.CARB 0.1W 5% 10KΩ
R1620	ERJ6GEYJ331	S.M.CARB 0.1W 5% 330Ω
R1621	ERJ6GEYJ471	S.M.CARB 0.1W 5% 470Ω
R1622	ERJ6GEYJ102	S.M.CARB 0.1W 5% 1KΩ
R1623	ERJ6GEYJ471	S.M.CARB 0.1W 5% 470Ω
R1624	ERJ6GEYJ333	S.M.CARB 0.1W 5% 33KΩ
R1625	ERJ6GEYJ221	S.M.CARB 0.1W 5% 220Ω
R1626	ERJ6GEYJ332	S.M.CARB 0.1W 5% 3K3Ω
R1627	ERJ6GEYJ100	S.M.CARB 0.1W 5% 10Ω
R1628	ERJ6GEY0R00	S.M.CARB 0.1W 5% 0Ω
R1629	ERJ6GEYJ121	S.M.CARB 0.1W 5% 120Ω
R1630	ERJ6GEYJ103	S.M.CARB 0.1W 5% 10KΩ
R1631	ERJ6ENF1500	S.M.CARB0.125W 5% 50Ω
R1632	ERJ6GEY0R00	S.M.CARB 0.1W 5% 0Ω
R1633	ERJ6GEY0R00	S.M.CARB 0.1W 5% 0Ω
R1634	ERJ6GEYJ101	S.M.CARB 0.1W 5% 100Ω
R1635	ERJ6GEYJ271	S.M.CARB 0.1W 5% 270Ω
R1636	ERJ6GEYJ101	S.M.CARB 0.1W 5% 100Ω
R1637	ERJ6GEYJ271	S.M.CARB 0.1W 5% 270Ω
R1639	ERJ6GEYJ331	S.M.CARB 0.1W 5% 330Ω
R1640	ERJ6GEY0R00	S.M.CARB 0.1W 5% 0Ω
R1641	ERJ6GEYJ473	S.M.CARB 0.1W 5% 47KΩ
R1642	ERJ6GEYJ183	S.M.CARB 0.1W 5% 18KΩ
R1643	ERJ6GEYJ473	S.M.CARB 0.1W 5% 47KΩ
R1644	ERJ6GEYJ183	S.M.CARB 0.1W 5% 18KΩ
R1645	ERJ6GEYJ473	S.M.CARB 0.1W 5% 47KΩ
R1646	ERJ6GEYJ183	S.M.CARB 0.1W 5% 18KΩ
R1660	ERJ6GEYJ103	S.M.CARB 0.1W 5% 10KΩ
R1661	ERJ6GEYJ471	S.M.CARB 0.1W 5% 470Ω
R1662	ERJ6GEYJ223	S.M.CARB 0.1W 5% 22KΩ
R1663	ERJ6GEYJ331	S.M.CARB 0.1W 5% 330Ω
R1664	ERJ6GEYJ103	S.M.CARB 0.1W 5% 10KΩ
R1665	ERJ6GEYJ471	S.M.CARB 0.1W 5% 470Ω
R1666	ERJ6GEYJ223	S.M.CARB 0.1W 5% 22KΩ
R1667	ERJ6GEYJ331	S.M.CARB 0.1W 5% 330Ω
R1668	ERJ6GEYJ103	S.M.CARB 0.1W 5% 10KΩ
R1669	ERJ6GEYJ471	S.M.CARB 0.1W 5% 470Ω
R1670	ERJ6GEYJ223	S.M.CARB 0.1W 5% 22KΩ
R1671	ERJ6GEYJ331	S.M.CARB 0.1W 5% 330Ω
R1672	ERJ6GEYJ471	S.M.CARB 0.1W 5% 470Ω
R1673	ERJ6GEY0R00	S.M.CARB 0.1W 5% 0Ω
R1674	ERJ6GEY0R00	S.M.CARB 0.1W 5% 0Ω
R1675	ERJ6GEY0R00	S.M.CARB 0.1W 5% 0Ω
R1676	ERJ6GEYJ560	S.M.CARB 0.1W 5% 56Ω
R1677	ERJ6ENF6800	S.M.CARB0.125W 5% 80Ω
R1678	ERJ6ENF1500	S.M.CARB0.125W 5% 50Ω
R1679	ERJ6ENF1500	S.M.CARB0.125W 5% 50Ω
R1680	ERJ6GEYJ271	S.M.CARB 0.1W 5% 270Ω
R1681	ERJ6GEYJ271	S.M.CARB 0.1W 5% 270Ω

Ref No.	Part No.	Description
R1682	ERJ6GEYJ271	S.M.CARB 0.1W 5% 270Ω
R1683	ERJ6GEYJ271	S.M.CARB 0.1W 5% 270Ω
R1684	ERJ6GEYJ271	S.M.CARB 0.1W 5% 270Ω
R1685	ERQ14AJ100	METAL 0.25W 5% 10Ω ▲
R1686	ERJ6GEYJ103	S.M.CARB 0.1W 5% 10KΩ
R1687	ERJ6GEYJ103	S.M.CARB 0.1W 5% 10KΩ
R1688	ERJ6GEYJ331	S.M.CARB 0.1W 5% 330Ω
R1690	ERJ6GEYJ750	S.M.CARB 0.1W 5% 75Ω
R1691	ERJ6GEYJ750	S.M.CARB 0.1W 5% 75Ω
R1692	ERJ6GEYJ750	S.M.CARB 0.1W 5% 75Ω
R2101	ERJ6GEYJ101	S.M.CARB 0.1W 5% 100Ω
R2102	ERJ6GEYJ101	S.M.CARB 0.1W 5% 100Ω
R2103	ERJ6GEYOR00	S.M.CARB 0.1W 5% 0Ω
R2104	ERJ6GEYOR00	S.M.CARB 0.1W 5% 0Ω
R2105	ERJ6GEYJ102	S.M.CARB 0.1W 5% 1KΩ
R2106	ERJ6GEYJ101	S.M.CARB 0.1W 5% 100Ω
R2107	ERJ6GEYJ101	S.M.CARB 0.1W 5% 100Ω
R2108	ERJ6GEYJ103	S.M.CARB 0.1W 5% 10KΩ
R2109	ERJ6GEYJ472	S.M.CARB 0.1W 5% 4K7Ω
R2110	ERJ6GEYJ101	S.M.CARB 0.1W 5% 100Ω
R2111	ERJ6GEYJ471	S.M.CARB 0.1W 5% 470Ω
R2112	ERJ6GEYJ472	S.M.CARB 0.1W 5% 4K7Ω
R2114	ERJ6GEYJ101	S.M.CARB 0.1W 5% 100Ω
R2117	ERJ6GEYJ222	S.M.CARB 0.1W 5% 2K2Ω
R2118	ERJ6GEYJ471	S.M.CARB 0.1W 5% 470Ω
R2120	ERJ6GEYJ471	S.M.CARB 0.1W 5% 470Ω
R2121	ERJ6GEYJ222	S.M.CARB 0.1W 5% 2K2Ω
R2125	ERJ6GEYJ103	S.M.CARB 0.1W 5% 10KΩ
R2301	ERJ6GEYJ104	S.M.CARB 0.1W 5% 100KΩ
R2302	ERJ6GEYJ103	S.M.CARB 0.1W 5% 10KΩ
R2303	ERJ6GEYJ104	S.M.CARB 0.1W 5% 100KΩ
R2304	ERJ6GEYJ471	S.M.CARB 0.1W 5% 470Ω
R2307	ERJ6GEYJ471	S.M.CARB 0.1W 5% 470Ω
R2308	ERJ6GEYJ103	S.M.CARB 0.1W 5% 10KΩ
R2312	ERJ6GEYJ272	S.M.CARB 0.1W 5% 2K7Ω
R2314	ERJ6GEYJ471	S.M.CARB 0.1W 5% 470Ω
R2315	ERJ6GEYJ471	S.M.CARB 0.1W 5% 470Ω
R2316	ERJ6GEYJ222	S.M.CARB 0.1W 5% 2K2Ω
R2318	ERJ6GEYJ331	S.M.CARB 0.1W 5% 330Ω
R2319	ERJ6GEYJ222	S.M.CARB 0.1W 5% 2K2Ω
R2320	ERJ6GEYJ101	S.M.CARB 0.1W 5% 100Ω
R2321	ERJ6GEYJ101	S.M.CARB 0.1W 5% 100Ω
R2351	ERJ6GEYJ102	S.M.CARB 0.1W 5% 1KΩ
R2352	ERJ6GEYJ102	S.M.CARB 0.1W 5% 1KΩ
R2353	ERJ6GEYJ103	S.M.CARB 0.1W 5% 10KΩ
R2354	ERJ6GEYJ103	S.M.CARB 0.1W 5% 10KΩ
R2355	ERJ6GEYJ103	S.M.CARB 0.1W 5% 10KΩ
R2356	ERJ6GEYJ103	S.M.CARB 0.1W 5% 10KΩ
R2357	ERJ6GEYJ562	S.M.CARB 0.1W 5% 5K6Ω
R2358	ERJ6GEYJ562	S.M.CARB 0.1W 5% 5K6Ω
R2359	ERJ6GEYJ393	S.M.CARB 0.1W 5% 39KΩ
R2361	ERJ6GEYJ223	S.M.CARB 0.1W 5% 22KΩ
R2362	ERJ6GEYJ103	S.M.CARB 0.1W 5% 10KΩ
R2363	ERJ6GEYJ103	S.M.CARB 0.1W 5% 10KΩ
R2364	ERD25TJ101	CARBON 0.25W 5% 100Ω
R2365	ERJ6GEYJ102	S.M.CARB 0.1W 5% 1KΩ
R2368	ERJ6GEYJ222	S.M.CARB 0.1W 5% 2K2Ω
R2369	ERJ6GEYJ222	S.M.CARB 0.1W 5% 2K2Ω
R2370	ERJ6GEYJ103	S.M.CARB 0.1W 5% 10KΩ
R2371	ERJ6GEYJ103	S.M.CARB 0.1W 5% 10KΩ
R2372	ERJ6GEYJ562	S.M.CARB 0.1W 5% 5K6Ω
R2373	ERJ6GEYJ562	S.M.CARB 0.1W 5% 5K6Ω
R2376	ERJ6GEYJ103	S.M.CARB 0.1W 5% 10KΩ
R2377	ERJ6GEYJ103	S.M.CARB 0.1W 5% 10KΩ
R2459	ERJ6GEYOR00	S.M.CARB 0.1W 5% 0Ω
R2460	ERJ6GEYOR00	S.M.CARB 0.1W 5% 0Ω
R2474	ERJ6GEYJ101	S.M.CARB 0.1W 5% 100Ω
R2475	ERJ6GEYJ101	S.M.CARB 0.1W 5% 100Ω
R3004	ERJ6GEYJ470	S.M.CARB 0.1W 5% 47Ω
R3005	ERJ6GEYJ104	S.M.CARB 0.1W 5% 100KΩ
R3006	ERJ6GEYJ221	S.M.CARB 0.1W 5% 220Ω
R3007	ERJ6GEYOR00	S.M.CARB 0.1W 5% 0Ω
R3008	ERJ6GEYJ470	S.M.CARB 0.1W 5% 47Ω
R3009	ERJ6GEYJ470	S.M.CARB 0.1W 5% 47Ω
R3010	ERJ6GEYJ104	S.M.CARB 0.1W 5% 100KΩ
R3011	ERJ6GEYJ104	S.M.CARB 0.1W 5% 100KΩ
R3012	ERJ6GEYJ104	S.M.CARB 0.1W 5% 100KΩ
R3013	ERJ6GEYJ101	S.M.CARB 0.1W 5% 100Ω
R3014	ERJ6GEYJ101	S.M.CARB 0.1W 5% 100Ω

Ref No.	Part No.	Description
R3015	ERJ6GEYJ470	S.M.CARB 0.1W 5% 47Ω
R3016	ERJ6GEYJ121	S.M.CARB 0.1W 5% 120Ω
R3017	ERJ6GEYJ390	S.M.CARB 0.1W 5% 39Ω
R3018	ERJ6GEYJ101	S.M.CARB 0.1W 5% 100Ω
R3019	ERJ6GEYJ101	S.M.CARB 0.1W 5% 100Ω
R3020	ERJ6GEYJ101	S.M.CARB 0.1W 5% 100Ω
R3021	ERJ6GEYJ681	S.M.CARB 0.1W 5% 680Ω
R3022	ERJ6GEYJ680	S.M.CARB 0.1W 5% 68Ω
R3023	ERQ14AJ390	FUSIBLE 0.25W 5% 39Ω ▲
R3024	ERJ6GEYJ683	S.M.CARB 0.1W 5% 68KΩ
R3025	ERJ6GEYJ153	S.M.CARB 0.1W 5% 15KΩ
R3026	ERJ6GEYJ221	S.M.CARB 0.1W 5% 220Ω
R3027	ERJ6GEYJ100	S.M.CARB 0.1W 5% 10Ω
R3028	ERJ6GEYJ681	S.M.CARB 0.1W 5% 680Ω
R3029	ERJ6GEYJ100	S.M.CARB 0.1W 5% 10Ω
R3030	ERJ6GEYJ153	S.M.CARB 0.1W 5% 15KΩ
R3031	ERJ6GEYJ472	S.M.CARB 0.1W 5% 4K7Ω
R3033	ERJ6GEYJ332	S.M.CARB 0.1W 5% 3K3Ω
R3034	ERJ6GEYJ332	S.M.CARB 0.1W 5% 3K3Ω
R3035	ERJ6GEYJ103	S.M.CARB 0.1W 5% 10KΩ
R3036	ERJ6GEYJ101	S.M.CARB 0.1W 5% 100Ω
R3037	ERJ6GEYJ103	S.M.CARB 0.1W 5% 10KΩ
R3038	ERJ6GEYJ332	S.M.CARB 0.1W 5% 3K3Ω
R3039	ERJ6GEYJ332	S.M.CARB 0.1W 5% 3K3Ω
R3040	ERJ6GEYJ101	S.M.CARB 0.1W 5% 100Ω
R3043	ERJ6GEYJ471	S.M.CARB 0.1W 5% 470Ω
R3045	ERJ6GEYOR00	S.M.CARB 0.1W 5% 0Ω
R3046	ERJ6GEYJ102	S.M.CARB 0.1W 5% 1KΩ
R3047	ERJ6GEYOR00	S.M.CARB 0.1W 5% 0Ω
R3048	ERJ6GEYJ102	S.M.CARB 0.1W 5% 1KΩ
R3053	ERJ6GEYJ220	S.M.CARB 0.1W 5% 22Ω
R3057	ERJ6GEYJ151	S.M.CARB 0.1W 5% 150Ω
R3058	ERJ6GEYJ104	S.M.CARB 0.1W 5% 100KΩ
R3059	ERJ6GEYJ102	S.M.CARB 0.1W 5% 1KΩ
R3060	ERJ6GEYJ471	S.M.CARB 0.1W 5% 470Ω
R3061	ERJ6GEYJ562	S.M.CARB 0.1W 5% 5K6Ω
R3062	ERJ6GEYJ562	S.M.CARB 0.1W 5% 5K6Ω
R3063	ERJ6GEYJ222	S.M.CARB 0.1W 5% 2K2Ω
R3064	ERJ6GEYJ272	S.M.CARB 0.1W 5% 2K7Ω
R3065	ERJ6GEYJ333	S.M.CARB 0.1W 5% 33KΩ
R3066	ERJ6GEYJ471	S.M.CARB 0.1W 5% 470Ω
R3067	ERJ6GEYJ102	S.M.CARB 0.1W 5% 1KΩ
R3068	ERJ6GEYJ563	S.M.CARB 0.1W 5% 56KΩ
R3069	ERJ6GEYJ183	S.M.CARB 0.1W 5% 18KΩ
R3070	ERJ6GEYJ102	S.M.CARB 0.1W 5% 1KΩ
R3071	ERJ6GEYJ621	S.M.CARB 0.125W 5% 620Ω
R3072	ERJ6GEYJ103	S.M.CARB 0.1W 5% 10KΩ
R3073	ERJ6GEYJ393	S.M.CARB 0.1W 5% 39KΩ
R3074	ERJ6GEYJ473	S.M.CARB 0.1W 5% 47KΩ
R3075	ERJ6GEYJ472	S.M.CARB 0.1W 5% 4K7Ω
R3076	ERJ6GEYJ331	S.M.CARB 0.1W 5% 330Ω
R3077	ERJ6GEYJ101	S.M.CARB 0.1W 5% 100Ω
R3078	ERJ6GEYOR00	S.M.CARB 0.1W 5% 0Ω
R3079	ERJ6GEYJ101	S.M.CARB 0.1W 5% 100Ω
R3080	ERJ6GEYJ101	S.M.CARB 0.1W 5% 100Ω
R3081	ERJ6GEYJ101	S.M.CARB 0.1W 5% 100Ω
R3082	ERJ6GEYJ101	S.M.CARB 0.1W 5% 100Ω
R3087	ERJ6GEYJ750	S.M.CARB 0.1W 5% 75Ω
R3113	ERJ6GEYJ101	S.M.CARB 0.1W 5% 100Ω
R3114	ERJ6GEYJ101	S.M.CARB 0.1W 5% 100Ω
R3125	ERJ6GEYJ681	S.M.CARB 0.1W 5% 680Ω
R3126	ERJ6GEYJ681	S.M.CARB 0.1W 5% 680Ω
R3281	ERD25TJ750	CARBON 0.25W 5% 75Ω
R3282	ERD25TJ750	CARBON 0.25W 5% 75Ω
R3284	ERD25TJ102	CARBON 0.25W 5% 1KΩ
R3285	ERD25TJ102	CARBON 0.25W 5% 1KΩ
R3351	ERJ6GEYJ220	S.M.CARB 0.1W 5% 22Ω
R3352	ERJ6GEYJ472	S.M.CARB 0.1W 5% 4K7Ω
R3353	ERJ6GEYJ474	S.M.CARB 0.1W 5% 470KΩ
R3354	ERJ6GEYJ102	S.M.CARB 0.1W 5% 1KΩ
R3355	ERJ6GEYJ391	S.M.CARB 0.1W 5% 390Ω
R3356	ERJ6GEYJ682	S.M.CARB 0.1W 5% 6K8Ω
R3357	ERJ6GEYJ682	S.M.CARB 0.1W 5% 6K8Ω
R3358	ERJ6GEYJ682	S.M.CARB 0.1W 5% 6K8Ω
R3360	ERDS1TJ471	CARBON 0.5W 5% 470Ω
R3361	ERO50PKF1133	METAL 50W 1% 113KΩ ▲
R3401	ERJ6GEYJ101	S.M.CARB 0.1W 5% 100Ω
R3402	ERJ6GEYJ101	S.M.CARB 0.1W 5% 100Ω
R3403	ERJ6GEYJ333	S.M.CARB 0.1W 5% 33KΩ

Ref No.	Part No.	Description
R3404	ERJ6GEYJ333	S.M.CARB 0.1W 5% 33KΩ
R3405	ERJ6GEYJ102	S.M.CARB 0.1W 5% 1KΩ
R3406	ERJ6GEYJ102	S.M.CARB 0.1W 5% 1KΩ
R3407	ERJ6GEYJ153	S.M.CARB 0.1W 5% 15KΩ
R3408	ERJ6GEYJ102	S.M.CARB 0.1W 5% 1KΩ
R3409	ERJ6GEYJ102	S.M.CARB 0.1W 5% 1KΩ
R3410	ERJ6GEYJ104	S.M.CARB 0.1W 5% 100KΩ
R3412	ERJ6GEYJ102	S.M.CARB 0.1W 5% 1KΩ
R3413	ERJ6GEYJ102	S.M.CARB 0.1W 5% 1KΩ
R3414	ERJ6GEYJ750	S.M.CARB 0.1W 5% 75Ω
R3415	ERJ6GEYJ104	S.M.CARB 0.1W 5% 100KΩ
R3416	ERJ6GEYJ333	S.M.CARB 0.1W 5% 33KΩ
R3417	ERJ6GEYJ104	S.M.CARB 0.1W 5% 100KΩ
R3418	ERJ6GEYJ104	S.M.CARB 0.1W 5% 100KΩ
R3419	ERJ6GEYJ333	S.M.CARB 0.1W 5% 33KΩ
R3420	ERJ6GEYJ750	S.M.CARB 0.1W 5% 75Ω
R3421	ERJ6GEYJ750	S.M.CARB 0.1W 5% 75Ω
R3422	ERJ6GEYJ153	S.M.CARB 0.1W 5% 15KΩ
R3423	ERJ6GEYJ470	S.M.CARB 0.1W 5% 47Ω
R3424	ERJ6GEYJ101	S.M.CARB 0.1W 5% 100Ω
R3425	ERJ6GEYJ221	S.M.CARB 0.1W 5% 220Ω
R3426	ERJ6GEYJ680	S.M.CARB 0.1W 5% 68Ω
R3427	ERJ6GEYJ102	S.M.CARB 0.1W 5% 1KΩ
R3428	ERJ6GEYJ680	S.M.CARB 0.1W 5% 68Ω
R3429	ERJ6GEYJ100	S.M.CARB 0.1W 5% 10Ω
R3430	ERJ6GEYJ103	S.M.CARB 0.1W 5% 10KΩ
R3431	ERJ6GEYJ101	S.M.CARB 0.1W 5% 100Ω
R3432	ERJ6GEYJ221	S.M.CARB 0.1W 5% 220Ω
R3433	ERJ6GEYJ332	S.M.CARB 0.1W 5% 3K3Ω
R3434	ERJ6GEYJ333	S.M.CARB 0.1W 5% 33KΩ
R3435	ERJ6GEYJ680	S.M.CARB 0.1W 5% 68Ω
R3436	ERJ6GEYJ102	S.M.CARB 0.1W 5% 1KΩ
R3437	ERJ6GEYJ102	S.M.CARB 0.1W 5% 1KΩ
R3438	ERJ6GEYJ101	S.M.CARB 0.1W 5% 100Ω
R3439	ERJ6GEYJ333	S.M.CARB 0.1W 5% 33KΩ
R3440	ERJ6GEYJ102	S.M.CARB 0.1W 5% 1KΩ
R3441	ERJ6GEYJ153	S.M.CARB 0.1W 5% 15KΩ
R3443	ERJ6GEYJ750	S.M.CARB 0.1W 5% 75Ω
R3444	ERJ6GEYJ470	S.M.CARB 0.1W 5% 47Ω
R3445	ERJ6GEYJ750	S.M.CARB 0.1W 5% 75Ω
R3446	ERJ6GEYJ102	S.M.CARB 0.1W 5% 1KΩ
R3447	ERJ6GEYJ102	S.M.CARB 0.1W 5% 1KΩ
R3452	ERJ6GEYJ101	S.M.CARB 0.1W 5% 100Ω
R3454	ERJ6GEYJ101	S.M.CARB 0.1W 5% 100Ω
R3455	ERJ6GEYJ101	S.M.CARB 0.1W 5% 100Ω
R3801	ERJ6GEYJ101	S.M.CARB 0.1W 5% 100Ω
R3802	ERJ6GEYJ221	S.M.CARB 0.1W 5% 220Ω
R3803	ERG3FJ100	METAL 3W 5% 10Ω ▲
R3990	ERJ6GEYJ472	S.M.CARB 0.1W 5% 4K7Ω
R3991	ERJ6GEYJ103	S.M.CARB 0.1W 5% 10KΩ
R3992	ERJ6GEYJ103	S.M.CARB 0.1W 5% 10KΩ
R3993	ERJ6GEYJ103	S.M.CARB 0.1W 5% 10KΩ
R3994	ERJ6GEYJ103	S.M.CARB 0.1W 5% 10KΩ

CAPACITORS

C002	ECA1HMR33GB	ELECT 50V 0.33μF
C003	ECUV1H104ZFX	S.M.CAP 50V 100nF
C004	ECUV1H104ZFX	S.M.CAP 50V 100nF
C005	ECA1CM221GB	ELECT 16V 220pF
C006	ECUV1H104ZFX	S.M.CAP 50V 100nF
C007	ECUV1H104ZFX	S.M.CAP 50V 100nF
C008	ECUV1H561JCX	S.M.CAP 50V 560pF
C009	ECA1CM221GB	ELECT 16V 220pF
C010	ECA1HM4R7GB	ELECT 50V 4.7μF
C011	ECUV1H100DCX	S.M.CAP 50V 10pF
C012	ECUV1H100DCX	S.M.CAP 50V 10pF
C013	ECA1CM470GB	ELECT 16V 47μF
C014	ECUV1H104ZFX	S.M.CAP 50V 100nF
C015	ECUV1H104ZFX	S.M.CAP 50V 100nF
C017	ECUV1H100DCX	S.M.CAP 50V 10pF
C018	ECJ2VF1H104Z	ELECT 350V 0.10μF
C019	ECJ2VF1H104Z	ELECT 350V 0.10μF
C103	ECUV1H104ZFX	S.M.CAP 50V 100nF
C104	ECJ2VF1H103Z	ELECT 350V 10nF
C107	ECUV1H104ZFX	S.M.CAP 50V 100nF
C108	ECUV1H104ZFX	S.M.CAP 50V 100nF
C109	ECUV1C184KBX	S.M.CAP 16V 0.18μF

Ref No.	Part No.	Description
C110	ECUV1H104ZFX	S.M.CAP 50V 100nF
C111	ECUV1H104ZFX	S.M.CAP 50V 100nF
C251	ECA1HM101GB	ELECT 50V 100pF
C252	ECUV1H183KBX	S.M.CAP 50V 18nF
C253	ECA1HM4R7GB	ELECT 50V 4.7μF
C254	ECQM1H334J	FILM 50V 330nF
C255	ECA1EHG101B	ELECT 25V 100pF
C256	ECUV1H183KBX	S.M.CAP 50V 18nF
C257	ECA1HM4R7GB	ELECT 50V 4.7μF
C258	ECA1HM101GB	ELECT 50V 100pF
C259	ECQM1H334J	FILM 50V 330nF
C260	ECA1VM102GB	ELECT 35V 1nF
C261	ECA1VM102GB	ELECT 35V 1nF
C262	ECA1HM2R2GB	ELECT 50V 2.2μF
C263	ECA1HM100GB	ELECT 50V 10pF
C264	ECA1HM222E	ELECT 50V 2.2nF
C265	ECA1HM2R2GB	ELECT 50V 2.2μF
C266	ECA1HM100GB	ELECT 50V 10pF
C267	ECQM1H224J	FILM 50V 220nF
C268	ECQM1H224J	FILM 50V 220nF
C269	ECA1HM470GB	ELECT 50V 47μF
C270	ECQM1H224J	FILM 50V 220nF
C271	ECQM1H224J	FILM 50V 220nF
C277	ECUV1H102JJCX	S.M.CAP 50V 1nF
C278	ECUV1H102JJCX	S.M.CAP 50V 1nF
C352	ECUV1H224ZFX	S.M.CAP 50V 0.22μF
C353	ECUV1H104KBX	S.M.CAP 50V 100nF
C354	ECQM2104KZ	FILM 250V 100nF
C355	ECKC2H102J	CERAMIC 500V 1nF ▲
C362	ECUV1H224ZFX	S.M.CAP 50V 0.22μF
C363	ECUV1H104KBX	S.M.CAP 50V 100nF
C364	ECQM2104KZ	FILM 250V 100nF
C365	ECKC2H102J	CERAMIC 500V 1nF ▲
C372	ECUV1H224ZFX	S.M.CAP 50V 0.22μF
C373	ECUV1H104KBX	S.M.CAP 50V 100nF
C374	ECQM2104KZ	FILM 250V 100nF
C375	ECKC2H102J	CERAMIC 500V 1nF ▲
C381	ECA1HM101GB	ELECT 50V 100pF
C382	ECA1CM471GB	ELECT 16V 470pF
C383	ECUV1H103KBX	S.M.CAP 50V 10nF
C384	ECQM2104KZ	FILM 250V 100nF
C385	ECA2EM220B	ELECT 250V 22pF
C386	ECKC3D152J	CERAMIC 2KV 1.5nF ▲
C387	ECUV1H681JJCX	S.M.CAP 50V 680pF
C395	ECQM1H104J	FILM 50V 100nF
C396	ECJ2VF1H104Z	ELECT 350V 0.10μF
C400	ECA1VM102GB	ELECT 35V 1nF
C402	ECA1HM010GB	ELECT 50V 1pF
C404	ECEA1HU471	ELECT 50V 470μF
C405	ECA1EM102GB	ELECT 25V 1nF
C407	ECQB1224KFW	FILM 100V 0.22μF
C411	ECUV1H102KBX	S.M.CAP 50V 1nF
C501	ECQM1H224J	FILM 50V 220nF
C502	ECQM2104KZ	FILM 250V 100nF
C503	ECKC2H102J	CERAMIC 500V 1nF ▲
C504	ECQB1H223K	FILM 50V 22nF
C506	ECKC2H102J	CERAMIC 500V 1nF ▲
C507	ECA1EM332E	ELECT 25V 3.3nF
C552	ECWH20102JVY	FILM 200V 1nF
C553	ECQP1223JZW	FILM 100V 22nF
C554	ECQB1H152K	FILM 50V 1.5nF
C555	ECWH20622JVVB	FILM 200V 6.2nF
C556	ECEA2CNR47SB	ELECT 160V R47μF
C557	ECKC2H331J	CERAMIC 500V 330pF ▲
C558	ECA2EM330B	ELECT 250V 33pF
C559	ECKC2H103J	CERAMIC 50V 10nF ▲
C563	ECWF2564JBB	FILM 200V 0.56μF
C564	ECKC1H103JB	CERAMIC 50V 10nF
C565	ECQP1223JZW	FILM 100V 22nF
C572	ECWH20622JVVB	FILM 200V 6.2nF
C573	ECQF4153JZH	FILM 400V 15nF
C575	ECWF4564JBB	FILM 400V 0.56μF
C581	ECQF4123JZH	FILM 400V 12nF
C584	ECKC3D391J	CERAMIC 2KV 390pF ▲
C602	ECUV1H104ZFX	S.M.CAP 50V 100nF
C603	ECUV1H104ZFX	S.M.CAP 50V 100nF
C604	ECUV1H470JCX	S.M.CAP 50V 47pF
C605	ECA1CM221GB	ELECT 16V 220pF

Ref No.	Part No.	Description		
C606	ECA1AM332E	ELECT	10V	3.3nF
C607	ECUV1H104ZFX	S.M.CAP	50V	100nF
C608	ECUV1H104ZFX	S.M.CAP	50V	100nF
C609	ECA1HM3R3GB	ELECT	50V	3.3μF
C610	ECUV1H104ZFX	S.M.CAP	50V	100nF
C611	ECUV1H104ZFX	S.M.CAP	50V	100nF
C612	ECUV1H104ZFX	S.M.CAP	50V	100nF
C613	ECUV1H104ZFX	S.M.CAP	50V	100nF
C614	ECUV1H104ZFX	S.M.CAP	50V	100nF
C615	ECJ2VB1C104K	ELECT	350V	0.10μF
C616	ECQM1H104J	FILM	50V	100nF
C617	ECUV1H104ZFX	S.M.CAP	50V	100nF
C618	ECUV1H104ZFX	S.M.CAP	50V	100nF
C620	ECUV1H100DCX	S.M.CAP	50V	10pF
C622	ECUV1H470JCX	S.M.CAP	50V	47pF
C623	ECUV1H470JCX	S.M.CAP	50V	47pF
C624	ECUV1H820JCX	S.M.CAP	50V	82pF
C625	ECUV1H470JCX	S.M.CAP	50V	47pF
C626	ECUV1H470JCX	S.M.CAP	50V	47pF
C627	ECUV1H470JCX	S.M.CAP	50V	47pF
C628	ECUV1H470JCX	S.M.CAP	50V	47pF
C632	ECUV1H104ZFX	S.M.CAP	50V	100nF
C633	ECUV1H104ZFX	S.M.CAP	50V	100nF
C634	ECUV1H222KBX	S.M.CAP	50V	2.2nF
C635	ECA1EM101GB	ELECT	25V	1μF
C636	ECUV1H103ZFX	S.M.CAP	50V	10nF
C637	ECUV1H470JCX	S.M.CAP	50V	47pF
C638	ECUV1H270JCX	S.M.CAP	50V	27pF
C639	ECUV1H104ZFX	S.M.CAP	50V	100nF
C641	ECUV1H101JCX	S.M.CAP	50V	100pF
C643	ECUV1H102KBX	S.M.CAP	50V	1nF
C644	ECQM1H104J	FILM	50V	100nF
C645	ECQM1H104J	FILM	50V	100nF
C646	ECUV1H103KBX	S.M.CAP	50V	10nF
C651	ECUV1C224KBX	S.M.CAP	16V	220nF
C701	ECQV1H105JZ	FILM	50V	1μF
C702	ECKC2H102J	CERAMIC	500V	1nF
C806	ECQE6104K	FILM	600V	100nF
C807	ECQB1H473K	FILM	50V	47nF
C808	ECQM1H334J	FILM	50V	330nF
C809	ECQE2A474MWB	FILM	100V	0.47μF
C811	ECQB1H104J	FILM	50V	100nF
C812	ECQB1H562K	FILM	50V	5.6nF
C813	ECKC2H472J	CERAMIC	500V	4.7nF
C814	ECKC2H472J	CERAMIC	500V	4.7nF
C815	ECA1CM331B	ELECT	16V	330pF
C816	ECQB1H122J	FILM	50V	1.2nF
C817	ECKC2H472J	CERAMIC	500V	4.7nF
C818	ECKC2H472J	CERAMIC	500V	4.7nF
C819	ECOS2WB221DB	ELECT	200V	220pF
C820	ECOS2WB221DB	ELECT	200V	220pF
C821	ECQB1H222J	FILM	50V	2200pF
C822	ECKC3D471JB	CERAMIC	2KV	470pF
C823	EEUFA1V221B	CERAMIC	35V	220μF
C824	ECQB1H221KF3	FILM	50V	220μF
C826	ECQB1H473K	FILM	50V	47nF
C827	ECKCNS332J	CERAMIC	1.2KV	3.3nF
C830	ECQE6105JFW	FILM	600V	1.0μF
C831	ECKC3D471JB	CERAMIC	2KV	470pF
C833	ECQB1H682K	FILM	50V	6.8nF
C835	ECQB1H332K	FILM	50V	3.3nF
C842	222233510154	FILM	50V	0.15μF
C843	ECQE2A474MWB	FILM	100V	0.47μF
C847	ECEA1EN101UB	ELECT	25V	100μF
C848	ECKC2H331J	CERAMIC	500V	330pF
C849	ECKC2H391J	CERAMIC	500V	390pF
C852	ECKC3D222JB	CERAMIC	2KV	2200pF
C853	ECEA1CU332	ELECT	16V	3300μF
C854	ECA1EM221GB	ELECT	25V	220pF
C855	ECEA1HU102	ELECT	50V	1000μF
C856	ECA1EM332E	ELECT	25V	3.3nF
C857	ECA1EM471GB	ELECT	25V	470pF
C858	ECOS2EA271BB	ELECT	250V	270pF
C859	ECKC2H471J	CERAMIC	500V	470pF
C861	ECOS2EA221AB	ELECT	250V	220μF
C863	ECA1EM332E	ELECT	25V	3.3nF
C864	ECA0JM102GB	ELECT	6.3V	1nF
C866	ECA1HM101GB	ELECT	50V	100pF

Ref No.	Part No.	Description		
C867	ECA1CM222E	ELECT	16V	2.2nF
C868	ECA1CM100GB	ELECT	16V	10pF
C869	ECA1HM101GB	ELECT	50V	100pF
C871	ECA0JM102GB	ELECT	6.3V	1nF
C872	ECA1CM222E	ELECT	16V	2.2nF
C901	ECUV1H030CCX	S.M.CAP	50V	30pF
C902	ECA1VM101GB	ELECT	35V	100pF
C904	ECJ2VF1H103Z	ELECT	350V	10nF
C906	ECUV1H681JCX	S.M.CAP	50V	680pF
C907	ECUV1H121JCX	S.M.CAP	50V	120pF
C908	ECUV1H151JCX	S.M.CAP	50V	150pF
C909	ECKC2H472J	CERAMIC	500V	4.7nF
C910	ECKC2H472J	CERAMIC	500V	4.7nF
C911	ECUV1H151JCX	S.M.CAP	50V	150pF
C912	ECA2EM220B	ELECT	250V	22pF
C913	ECA1HM101GB	ELECT	50V	100pF
C914	ECA1HM101GB	ELECT	50V	100pF
C916	ECA2EM220B	ELECT	250V	22pF
C917	ECA1HM100GB	ELECT	50V	10pF
C918	ECJ2VF1H103Z	ELECT	350V	10nF
C1011	ECKC1H101J	CERAMIC	50V	100pF
C1012	ECA1VM470B	ELECT	35V	47pF
C1013	ECKC1H103JB	CERAMIC	50V	10nF
C1014	ECA1HM101GB	ELECT	50V	100pF
C1101	ECUV1H104ZFX	S.M.CAP	50V	100nF
C1102	ECUV1H101JCX	S.M.CAP	50V	100pF
C1103	ECUV1H220JCX	S.M.CAP	50V	22pF
C1104	ECUV1H220JCX	S.M.CAP	50V	22pF
C1107	ECUV1H104ZFX	S.M.CAP	50V	100nF
C1108	ECUV1C104KBX	S.M.CAP	16V	0.10μF
C1109	ECUV1C104KBX	S.M.CAP	16V	0.10μF
C1113	ECUV1C104KBX	S.M.CAP	16V	0.10μF
C1114	ECA1HM101GB	ELECT	50V	100pF
C1116	ECUV1H560JCX	S.M.CAP	50V	56pF
C1117	ECUV1H221JCX	S.M.CAP	50V	220pF
C1118	ECJ3VB1C474K	ELECT	350V	0.47μF
C1120	ECUV1H104ZFX	S.M.CAP	50V	100nF
C1121	ECUV1H472KBX	S.M.CAP	50V	4.7nF
C1122	ECA1HM010GB	ELECT	50V	1pF
C1123	ECUV1H104ZFX	S.M.CAP	50V	100nF
C1124	ECUV1H101JCX	S.M.CAP	50V	100pF
C1125	ECUV1H104ZFX	S.M.CAP	50V	100nF
C1126	ECUV1H104ZFX	S.M.CAP	50V	100nF
C1127	ECA1HM101GB	ELECT	50V	100pF
C1128	ECUV1H104ZFX	S.M.CAP	50V	100nF
C1129	ECA1HM101GB	ELECT	50V	100pF
C1130	ECUV1H103KBX	S.M.CAP	50V	10nF
C1131	ECUV1H221JCX	S.M.CAP	50V	220pF
C1138	ECUV1H224ZFX	S.M.CAP	50V	0.22μF
C1145	ECJ2VB1H333K	ELECT	350V	33nF
C1147	ECA1CM331B	ELECT	16V	330pF
C1148	ECUV1C224KBX	S.M.CAP	16V	220nF
C1501	ECUV1H330JCX	S.M.CAP	50V	33pF
C1502	ECUV1H471JCX	S.M.CAP	50V	470pF
C1503	ECUV1H390JCX	S.M.CAP	50V	39pF
C1504	ECUV1H680JCX	S.M.CAP	50V	68pF
C1505	ECUV1H820JCX	S.M.CAP	50V	82pF
C1506	ECUV1H331JCX	S.M.CAP	50V	330pF
C1507	ECUV1H102KBX	S.M.CAP	50V	1nF
C1508	ECEA1HN010UB	ELECT	50V	1μF
C1509	ECUV1H104ZFX	S.M.CAP	50V	100nF
C1510	ECA1HM101GB	ELECT	50V	100pF
C1511	ECUV1H104ZFX	S.M.CAP	50V	100nF
C1512	ECUV1H030CCX	S.M.CAP	50V	30pF
C1513	ECA1HM100GB	ELECT	50V	10pF
C1514	ECUV1H104ZFX	S.M.CAP	50V	100nF
C1515	ECUV1H104ZFX	S.M.CAP	50V	100nF
C1516	ECUV1H030CCX	S.M.CAP	50V	30pF
C1517	ECUV1H473ZFX	S.M.CAP	50V	47nF
C1518	ECUV1H104ZFX	S.M.CAP	50V	100nF
C1519	ECA1HM101GB	ELECT	50V	100pF
C1521	ECA1HM101GB	ELECT	50V	100pF
C1522	ECUV1H104ZFX	S.M.CAP	50V	100nF
C1523	ECUV1H104ZFX	S.M.CAP	50V	100nF
C1524	ECA1VM470B	ELECT	35V	47pF
C1525	ECUV1H104ZFX	S.M.CAP	50V	100nF
C1527	ECUV1H104ZFX	S.M.CAP	50V	100nF
C1528	ECUV1H104ZFX	S.M.CAP	50V	100nF

Ref No.	Part No.	Description
C1529	ECUV1H104ZFX S.M.CAP	50V 100nF
C1530	ECUV1H104ZFX S.M.CAP	50V 100nF
C1532	ECUV1H104ZFX S.M.CAP	50V 100nF
C1533	ECUV1H104ZFX S.M.CAP	50V 100nF
C1534	ECUV1H104ZFX S.M.CAP	50V 100nF
C1535	ECUV1H104ZFX S.M.CAP	50V 100nF
C1536	ECUV1H104ZFX S.M.CAP	50V 100nF
C1537	ECUV1H104ZFX S.M.CAP	50V 100nF
C1538	EEUNA1E220B S.M.CAP	25V 22pF
C1539	ECUV1H104ZFX S.M.CAP	50V 100nF
C1540	ECUV1H104ZFX S.M.CAP	50V 100nF
C1541	ECUV1H104ZFX S.M.CAP	50V 100nF
C1542	ECA1CM471GB ELECT	16V 470pF
C1543	ECUV1H104ZFX S.M.CAP	50V 100nF
C1544	EEUNA1E220B S.M.CAP	25V 22pF
C1545	ECUV1H104ZFX S.M.CAP	50V 100nF
C1546	ECA1HM101GB ELECT	50V 100pF
C1547	ECUV1H104ZFX S.M.CAP	50V 100nF
C1548	ECUV1H104ZFX S.M.CAP	50V 100nF
C1549	ECUV1H104ZFX S.M.CAP	50V 100nF
C1550	ECUV1H104ZFX S.M.CAP	50V 100nF
C1551	EEUNA1E220B S.M.CAP	25V 22pF
C1552	ECA1HM101GB ELECT	50V 100pF
C1553	ECUV1H104ZFX S.M.CAP	50V 100nF
C1554	ECUV1H104ZFX S.M.CAP	50V 100nF
C1555	ECUV1H104ZFX S.M.CAP	50V 100nF
C1556	ECA1HM101GB ELECT	50V 100pF
C1557	ECUV1H104ZFX S.M.CAP	50V 100nF
C1558	ECUV1H104ZFX S.M.CAP	50V 100nF
C1559	ECUV1H104ZFX S.M.CAP	50V 100nF
C1560	ECUV1H104ZFX S.M.CAP	50V 100nF
C1561	ECUV1H104ZFX S.M.CAP	50V 100nF
C1562	ECUV1H104ZFX S.M.CAP	50V 100nF
C1563	ECA1HM101GB ELECT	50V 100pF
C1564	ECUV1H104ZFX S.M.CAP	50V 100nF
C1565	ECUV1H270JCX S.M.CAP	50V 27pF
C1567	ECA1HM101GB ELECT	50V 100pF
C1568	ECUV1H104ZFX S.M.CAP	50V 100nF
C1569	ECUV1H104ZFX S.M.CAP	50V 100nF
C1570	ECUV1H104ZFX S.M.CAP	50V 100nF
C1571	ECA1CM471GB ELECT	16V 470pF
C1572	ECUV1H104ZFX S.M.CAP	50V 100nF
C1573	ECUV1H104ZFX S.M.CAP	50V 100nF
C1574	ECUV1H104ZFX S.M.CAP	50V 100nF
C1575	ECUV1H104ZFX S.M.CAP	50V 100nF
C1576	ECUV1H104ZFX S.M.CAP	50V 100nF
C1577	ECUV1H104ZFX S.M.CAP	50V 100nF
C1578	ECUV1H104ZFX S.M.CAP	50V 100nF
C1579	ECUV1H104ZFX S.M.CAP	50V 100nF
C1580	ECUV1H104ZFX S.M.CAP	50V 100nF
C1581	ECUV1H104ZFX S.M.CAP	50V 100nF
C1582	ECUV1H104ZFX S.M.CAP	50V 100nF
C1583	ECUV1H104ZFX S.M.CAP	50V 100nF
C1584	ECUV1H104ZFX S.M.CAP	50V 100nF
C1585	ECUV1H104ZFX S.M.CAP	50V 100nF
C1586	ECUV1H104ZFX S.M.CAP	50V 100nF
C1587	ECUV1H104ZFX S.M.CAP	50V 100nF
C1588	ECUV1H104ZFX S.M.CAP	50V 100nF
C1589	ECUV1H104ZFX S.M.CAP	50V 100nF
C1590	ECUV1H104ZFX S.M.CAP	50V 100nF
C1591	ECUV1H104ZFX S.M.CAP	50V 100nF
C1592	ECA1CM221GB ELECT	16V 220pF
C1593	ECA1CM221GB ELECT	16V 220pF
C1594	ECUV1H104ZFX S.M.CAP	50V 100nF
C1595	ECUV1H104ZFX S.M.CAP	50V 100nF
C1596	ECUV1H104ZFX S.M.CAP	50V 100nF
C1597	ECUV1H104ZFX S.M.CAP	50V 100nF
C1598	ECUV1H104ZFX S.M.CAP	50V 100nF
C1599	ECUV1H104ZFX S.M.CAP	50V 100nF
C1600	ECUV1H104ZFX S.M.CAP	50V 100nF
C1601	ECUV1H104ZFX S.M.CAP	50V 100nF
C1602	ECUV1H104ZFX S.M.CAP	50V 100nF
C1603	ECUV1H104ZFX S.M.CAP	50V 100nF
C1604	ECUV1H104ZFX S.M.CAP	50V 100nF
C1605	ECUV1H104ZFX S.M.CAP	50V 100nF
C1606	ECUV1H104ZFX S.M.CAP	50V 100nF
C1607	ECUV1H104ZFX S.M.CAP	50V 100nF
C1608	ECUV1H104ZFX S.M.CAP	50V 100nF
C1609	ECUV1H104ZFX S.M.CAP	50V 100nF

Ref No.	Part No.	Description
C1610	ECUV1H104ZFX S.M.CAP	50V 100nF
C1611	ECA1CM471GB ELECT	16V 470pF
C1612	ECUV1H104ZFX S.M.CAP	50V 100nF
C1614	ECUV1H104ZFX S.M.CAP	50V 100nF
C1615	ECUV1H104ZFX S.M.CAP	50V 100nF
C1616	ECUV1H104ZFX S.M.CAP	50V 100nF
C1617	ECUV1H104ZFX S.M.CAP	50V 100nF
C1618	ECUV1H104ZFX S.M.CAP	50V 100nF
C1619	ECUV1H104ZFX S.M.CAP	50V 100nF
C1620	ECUV1H104ZFX S.M.CAP	50V 100nF
C1621	ECUV1H104ZFX S.M.CAP	50V 100nF
C1622	ECUV1H104ZFX S.M.CAP	50V 100nF
C1623	ECUV1H104ZFX S.M.CAP	50V 100nF
C1624	ECUV1H104ZFX S.M.CAP	50V 100nF
C1625	ECUV1H104ZFX S.M.CAP	50V 100nF
C1626	ECUV1H104ZFX S.M.CAP	50V 100nF
C1627	ECUV1H104ZFX S.M.CAP	50V 100nF
C1628	ECUV1H104ZFX S.M.CAP	50V 100nF
C1629	ECUV1H104ZFX S.M.CAP	50V 100nF
C1630	ECUV1H104ZFX S.M.CAP	50V 100nF
C1631	ECUV1H104ZFX S.M.CAP	50V 100nF
C1632	ECUV1H104ZFX S.M.CAP	50V 100nF
C1633	ECUV1H104ZFX S.M.CAP	50V 100nF
C1636	ECUV1H104ZFX S.M.CAP	50V 100nF
C1637	ECUV1H104ZFX S.M.CAP	50V 100nF
C1638	ECUV1H104ZFX S.M.CAP	50V 100nF
C1639	ECUV1H104ZFX S.M.CAP	50V 100nF
C1642	ECUV1H104ZFX S.M.CAP	50V 100nF
C1643	ECUV1H104ZFX S.M.CAP	50V 100nF
C1644	ECUV1H104ZFX S.M.CAP	50V 100nF
C1645	ECUV1H104ZFX S.M.CAP	50V 100nF
C1647	ECUV1H470JCX S.M.CAP	50V 47pF
C1648	ECUV1H104ZFX S.M.CAP	50V 100nF
C1649	ECA1HM101GB ELECT	50V 100pF
C1650	ECUV1H104ZFX S.M.CAP	50V 100nF
C1651	ECUV1H104ZFX S.M.CAP	50V 100nF
C1652	ECA1HM101GB ELECT	50V 100pF
C1653	ECUV1H104ZFX S.M.CAP	50V 100nF
C1654	ECUV1H104ZFX S.M.CAP	50V 100nF
C1655	ECA1VM470B ELECT	35V 47pF
C1656	ECUV1H104ZFX S.M.CAP	50V 100nF
C1658	ECUV1H104ZFX S.M.CAP	50V 100nF
C1659	ECA1VM470B ELECT	35V 47pF
C1660	ECUV1H104ZFX S.M.CAP	50V 100nF
C1661	ECA1HM101GB ELECT	50V 100pF
C1662	ECUV1H104ZFX S.M.CAP	50V 100nF
C1663	ECUV1H560JCX S.M.CAP	50V 56pF
C1664	ECUV1H104ZFX S.M.CAP	50V 100nF
C1666	ECUV1H390JCX S.M.CAP	50V 39pF
C1667	ECUV1H820JCX S.M.CAP	50V 82pF
C1668	ECUV1H680JCX S.M.CAP	50V 68pF
C1669	ECUV1H271JCX S.M.CAP	50V 270pF
C1670	ECUV1H391JCX S.M.CAP	50V 390pF
C1671	ECUV1H390JCX S.M.CAP	50V 39pF
C1672	ECUV1H820JCX S.M.CAP	50V 82pF
C1673	ECUV1H680JCX S.M.CAP	50V 68pF
C1674	ECUV1H271JCX S.M.CAP	50V 270pF
C1675	ECUV1H391JCX S.M.CAP	50V 390pF
C1676	ECUV1H390JCX S.M.CAP	50V 39pF
C1677	ECUV1H820JCX S.M.CAP	50V 82pF
C1678	ECUV1H680JCX S.M.CAP	50V 68pF
C1679	ECUV1H271JCX S.M.CAP	50V 270pF
C1680	ECUV1H391JCX S.M.CAP	50V 390pF
C1681	ECUV1H820JCX S.M.CAP	50V 82pF
C1682	ECUV1H104ZFX S.M.CAP	50V 100nF
C1683	ECUV1H101JCX S.M.CAP	50V 100pF
C1685	ECUV1H104ZFX S.M.CAP	50V 100nF
C1686	ECUV1H101JCX S.M.CAP	50V 100pF
C1688	ECUV1H104ZFX S.M.CAP	50V 100nF
C1689	ECUV1H104ZFX S.M.CAP	50V 100nF
C1690	ECJ2VF1C105Z ELECT	350V 1.0µF
C1691	ECJ2VF1C105Z ELECT	350V 1.0µF
C1692	EEUNA1E220B S.M.CAP	25V 22pF
C1693	ECA1HM101GB ELECT	50V 100pF
C1695	ECUV1H221JCX S.M.CAP	50V 220pF
C1696	EEUNA1E220B S.M.CAP	25V 22pF
C1697	EEUNA1E220B S.M.CAP	25V 22pF
C1698	EEUNA1E220B S.M.CAP	25V 22pF
C2103	ECUV1H391KBX S.M.CAP	50V 390pF

Ref No.	Part No.	Description		
C2104	ECUV1H102KXB	S.M.CAP	50V	1nF
C2105	ECUV1H102KXB	S.M.CAP	50V	1nF
C2106	ECUV1H102KXB	S.M.CAP	50V	1nF
C2107	ECUV1H102KXB	S.M.CAP	50V	1nF
C2108	ECUV1H102KXB	S.M.CAP	50V	1nF
C2109	ECUV1H102KXB	S.M.CAP	50V	1nF
C2110	ECUV1H102KXB	S.M.CAP	50V	1nF
C2111	ECA1CM100GB	ELECT	16V	10pF
C2112	ECUV1H104ZFX	S.M.CAP	50V	100nF
C2113	ECA1CM100GB	ELECT	16V	10pF
C2114	ECA1HM101GB	ELECT	50V	100pF
C2115	ECUV1H104ZFX	S.M.CAP	50V	100nF
C2116	ECUV1H102KXB	S.M.CAP	50V	1nF
C2117	ECUV1H471KXB	S.M.CAP	50V	470pF
C2118	ECA1HM3R3GB	ELECT	50V	3.3µF
C2119	ECUV1H471KXB	S.M.CAP	50V	470pF
C2120	ECUV1H104ZFX	S.M.CAP	50V	100nF
C2121	ECUV1H221JCX	S.M.CAP	50V	220pF
C2122	ECUV1H221JCX	S.M.CAP	50V	220pF
C2123	ECUV1H221JCX	S.M.CAP	50V	220pF
C2124	ECUV1H104ZFX	S.M.CAP	50V	100nF
C2125	ECA1CM100GB	ELECT	16V	10pF
C2126	ECUV1H221JCX	S.M.CAP	50V	220pF
C2127	ECUV1H104ZFX	S.M.CAP	50V	100nF
C2128	ECUV1H221JCX	S.M.CAP	50V	220pF
C2129	ECA1CM100GB	ELECT	16V	10pF
C2130	ECUV1H221JCX	S.M.CAP	50V	220pF
C2131	ECQM1H334J	FLM	50V	330nF
C2132	ECA1CM100GB	ELECT	16V	10pF
C2133	ECUV1H470JCX	S.M.CAP	50V	47pF
C2134	ECUV1H470JCX	S.M.CAP	50V	47pF
C2135	ECUV1H070DCX	S.M.CAP	50V	7pF
C2137	ECUV1H104ZFX	S.M.CAP	50V	100nF
C2138	ECUV1H010CCX	S.M.CAP	50V	1pF
C2139	ECUV1H010CCX	S.M.CAP	50V	1pF
C2141	ECUV1H560JCX	S.M.CAP	50V	56pF
C2142	ECA1CM100GB	ELECT	16V	10pF
C2144	ECUV1H560JCX	S.M.CAP	50V	56pF
C2146	ECA1CM100GB	ELECT	16V	10pF
C2147	ECUV1H103KXB	S.M.CAP	50V	10nF
C2148	ECUV1H103KXB	S.M.CAP	50V	10nF
C2301	ECA1CM470GB	ELECT	16V	47µF
C2302	ECA1CM470GB	ELECT	16V	47µF
C2307	ECUV1H103KXB	S.M.CAP	50V	10nF
C2308	ECUV1H103KXB	S.M.CAP	50V	10nF
C2353	ECA1CM471GB	ELECT	16V	470pF
C2356	ECA1HM4R7GB	ELECT	50V	4.7µF
C2357	ECUV1H151JCX	S.M.CAP	50V	150pF
C2358	ECUV1H151JCX	S.M.CAP	50V	150pF
C2359	ECA1HM4R7GB	ELECT	50V	4.7µF
C2361	ECA1CM470GB	ELECT	16V	47µF
C2362	ECA1HM101GB	ELECT	50V	100pF
C2363	ECEA1HU221	ELECT	50V	220µF
C2364	ECEA1HU221	ELECT	50V	220µF
C2365	ECA1HM101GB	ELECT	50V	100pF
C2366	ECA0JM222GB	ELECT	6.3V	2.2nF
C2367	ECUV1H104ZFX	S.M.CAP	50V	100nF
C2370	ECA1HM100GB	ELECT	50V	10pF
C2371	ECUV1H472KXB	S.M.CAP	50V	4.7nF
C2372	ECUV1H472KXB	S.M.CAP	50V	4.7nF
C2375	ECUV1H104ZFX	S.M.CAP	50V	100nF
C2377	ECKC1H102J	CERAMIC	50V	1000pF
C2378	ECKC1H102J	CERAMIC	50V	1000pF
C2381	ECKC1H103JB	CERAMIC	50V	10nF
C2382	ECKC1H103JB	CERAMIC	50V	10nF
C2430	ECUV1H561JCX	S.M.CAP	50V	560pF
C2431	ECUV1H561JCX	S.M.CAP	50V	560pF
C2437	ECUV1H561JCX	S.M.CAP	50V	560pF
C2438	ECUV1H561JCX	S.M.CAP	50V	560pF
C3001	ECJ2VF1H103Z	ELECT	350V	10nF
C3002	ECA1CM470GB	ELECT	16V	47µF
C3003	ECUV1H102ZFX	S.M.CAP	50V	1nF
C3004	ECUV1H104ZFX	S.M.CAP	50V	100nF
C3005	ECUV1H104ZFX	S.M.CAP	50V	100nF
C3006	ECA1HM4R7GB	ELECT	50V	4.7µF
C3007	ECA1HM4R7GB	ELECT	50V	4.7µF
C3008	ECUV1H104ZFX	S.M.CAP	50V	100nF
C3009	ECUV1H473ZFX	S.M.CAP	50V	47nF
C3010	ECUV1H680JCX	S.M.CAP	50V	68pF

Ref No.	Part No.	Description		
C3011	ECA1CM221GB	ELECT	16V	220pF
C3012	ECA1CM470GB	ELECT	16V	47µF
C3013	ECA1CM470GB	ELECT	16V	47µF
C3014	EEUNA1A470B	S.M.CAP	10V	47pF
C3015	ECUV1H104ZFX	S.M.CAP	50V	100nF
C3016	ECA1CM470GB	ELECT	16V	47µF
C3017	ECUV1H104ZFX	S.M.CAP	50V	100nF
C3018	ECUV1H104ZFX	S.M.CAP	50V	100nF
C3021	ECA1CM331B	ELECT	16V	330pF
C3022	ECA1CM102B	ELECT	16V	1.0nF
C3023	ECA1HM100GB	ELECT	50V	10pF
C3024	ECA1HM2R2GB	ELECT	50V	2.2µF
C3025	ECA1CM470GB	ELECT	16V	47µF
C3027	ECJ2VF1H104Z	ELECT	350V	0.1µF
C3028	ECUV1H470JRX	S.M.CAP	50V	47pF
C3120	ECUV1H103KXB	S.M.CAP	50V	10nF
C3122	ECUV1H102KXB	S.M.CAP	50V	1nF
C3123	ECUV1H103KXB	S.M.CAP	50V	10nF
C3124	ECUV1H102KXB	S.M.CAP	50V	1nF
C3255	ECA1HM4R7GB	ELECT	50V	4.7µF
C3256	ECA1HM4R7GB	ELECT	50V	4.7µF
C3282	ECKC1H561J	CERAMIC	50V	560pF
C3284	ECKC1H561J	CERAMIC	50V	560pF
C3351	ECA1CM221GB	ELECT	16V	220pF
C3401	ECEA1HKA100	ELECT	50V	10pF
C3402	ECUV1H561JCX	S.M.CAP	50V	560pF
C3403	ECUV1H561JCX	S.M.CAP	50V	560pF
C3404	ECUV1H561JCX	S.M.CAP	50V	560pF
C3405	ECUV1H561JCX	S.M.CAP	50V	560pF
C3406	ECUV1H561JCX	S.M.CAP	50V	560pF
C3407	ECUV1H561JCX	S.M.CAP	50V	560pF
C3408	ECUV1H561JCX	S.M.CAP	50V	560pF
C3409	ECEA1HKA4R7	ELECT	50V	4.7µF
C3410	ECEA1HKA100	ELECT	50V	10pF
C3411	ECUV1H561JCX	S.M.CAP	50V	560pF
C3412	ECEA1HKA4R7	ELECT	50V	4.7µF
C3413	ECUV1H102JCX	S.M.CAP	50V	1nF
C3414	ECEA1HKA100	ELECT	50V	10pF
C3415	ECEA1HKA100	ELECT	50V	10pF
C3416	ECEA1HKA4R7	ELECT	50V	4.7µF
C3417	ECEA1HKA100	ELECT	50V	10pF
C3418	ECEA1HKA100	ELECT	50V	10pF
C3419	ECUV1H561JCX	S.M.CAP	50V	560pF
C3420	ECUV1H561JCX	S.M.CAP	50V	560pF
C3421	ECUV1H561JCX	S.M.CAP	50V	560pF
C3422	ECUV1H561JCX	S.M.CAP	50V	560pF
C3423	ECUV1H561JCX	S.M.CAP	50V	560pF
C3424	ECUV1H561JCX	S.M.CAP	50V	560pF
C3425	ECUV1H561JCX	S.M.CAP	50V	560pF
C3426	ECUV1H561JCX	S.M.CAP	50V	560pF
C3427	ECUV1H102JCX	S.M.CAP	50V	1nF
C3428	ECEA1HKA4R7	ELECT	50V	4.7µF
C3429	ECEA1CKA220	ELECT	16V	22µF
C3430	ECEA1HKA4R7	ELECT	50V	4.7µF
C3431	ECEA1CN470	ELECT	16V	47µF
C3432	ECUV1H104ZFX	S.M.CAP	50V	100nF
C3433	ECA1CM221GB	ELECT	16V	220pF
C3434	ECUV1H561JCX	S.M.CAP	50V	560pF
C3435	ECEA1HKA100	ELECT	50V	10pF
C3436	ECUV1H561JCX	S.M.CAP	50V	560pF
C3437	ECUV1H561JCX	S.M.CAP	50V	560pF
C3438	ECEA1HKA4R7	ELECT	50V	4.7µF
C3439	ECUV1H561JCX	S.M.CAP	50V	560pF
C3440	ECUV1H561JCX	S.M.CAP	50V	560pF
C3441	ECEA1HKA100	ELECT	50V	10pF
C3442	ECUV1H561JCX	S.M.CAP	50V	560pF
C3443	ECUV1H561JCX	S.M.CAP	50V	560pF
C3444	ECEA1HKA4R7	ELECT	50V	4.7µF
C3445	ECUV1H102JCX	S.M.CAP	50V	1nF
C3446	ECEA1HKA4R7	ELECT	50V	4.7µF
C3447	ECUV1H561JCX	S.M.CAP	50V	560pF
C3460	ECUV1H561JCX	S.M.CAP	50V	560pF
C3461	ECUV1H561JCX	S.M.CAP	50V	560pF
C3496	ECUV1H561JCX	S.M.CAP	50V	560pF
C3497	ECUV1H561JCX	S.M.CAP	50V	560pF
C3498	ECUV1H561JCX	S.M.CAP	50V	560pF
C3802	ECA1CM100GB	ELECT	16V	10pF
C3803	ECA1EM100GB	ELECT	25V	0.1µF
C3804	ECUV1H104ZFX	S.M.CAP	50V	100nF

Ref No.	Part No.	Description
C3805	ECUV1H224ZFX	S.M.CAP 50V 0.22 μ F
C3806	ECA1HM101GB	ELECT 50V 100pF
C3807	ECA1HM100GB	ELECT 50V 10pF
C3808	ECA1CM470GB	ELECT 16V 47 μ F
C3814	ECA1HM010GB	ELECT 50V 1pF
C3816	ECA1CM471GB	ELECT 16V 470pF
C3817	ECA1CM221GB	ELECT 16V 220pF
C3818	ECUV1H103KBX	S.M.CAP 50V 10nF
C3819	ECA1HM010GB	ELECT 50V 1pF
C3821	ECA1HM010GB	ELECT 50V 1pF
C3823	ECUV1H104ZFX	S.M.CAP 50V 100nF
C3824	ECUV1H103KBX	S.M.CAP 50V 10nF
C3825	ECJ2VB1C224K	ELECT 350V 0.22 μ F
C3826	ECUV1H103KBX	S.M.CAP 50V 10nF
C3827	ECUV1H224ZFX	S.M.CAP 50V 0.22 μ F

TERMINALS AND LINKS

JA1	ERJ6GEY0R00	S.M.CARB 0.1W 5% 0 Ω
JA1	ERJ8GEY0R00	S.M.CAR .125W 5% 0 Ω
JA11	ERJ6GEY0R00	S.M.CARB 0.1W 5% 0 Ω
JA12	ERJ6GEY0R00	S.M.CARB 0.1W 5% 0 Ω
JA13	ERJ8GEY0R00	S.M.CAR .125W 5% 0 Ω
JA14	ERJ8GEY0R00	S.M.CAR .125W 5% 0 Ω
JA15	ERJ8GEY0R00	S.M.CAR .125W 5% 0 Ω
JA16	ERJ8GEY0R00	S.M.CAR .125W 5% 0 Ω
JA18	ERJ6GEY0R00	S.M.CARB 0.1W 5% 0 Ω
JA19	ERJ6GEY0R00	S.M.CARB 0.1W 5% 0 Ω
JA2	ERJ6GEY0R00	S.M.CARB 0.1W 5% 0 Ω
JA2	ERJ8GEY0R00	S.M.CAR .125W 5% 0 Ω
JA20	ERJ8GEY0R00	S.M.CAR .125W 5% 0 Ω
JA21	ERJ6GEY0R00	S.M.CARB 0.1W 5% 0 Ω
JA23	ERJ6GEY0R00	S.M.CARB 0.1W 5% 0 Ω
JA24	ERJ6GEY0R00	S.M.CARB 0.1W 5% 0 Ω
JA26	ERJ6GEY0R00	S.M.CARB 0.1W 5% 0 Ω
JA27	ERJ6GEY0R00	S.M.CARB 0.1W 5% 0 Ω
JA29	ERJ6GEY0R00	S.M.CARB 0.1W 5% 0 Ω
JA3	ERJ6GEY0R00	S.M.CARB 0.1W 5% 0 Ω
JA3	ERJ8GEY0R00	S.M.CAR .125W 5% 0 Ω
JA30	ERJ6GEY0R00	S.M.CARB 0.1W 5% 0 Ω
JA31	ERJ6GEY0R00	S.M.CARB 0.1W 5% 0 Ω
JA33	ERJ6GEY0R00	S.M.CARB 0.1W 5% 0 Ω
JA35	ERJ8GEY0R00	S.M.CAR .125W 5% 0 Ω
JA36	ERJ6GEY0R00	S.M.CARB 0.1W 5% 0 Ω
JA37	ERJ6GEY0R00	S.M.CARB 0.1W 5% 0 Ω
JA4	ERJ6GEY0R00	S.M.CARB 0.1W 5% 0 Ω
JA4	ERJ8GEY0R00	S.M.CAR .125W 5% 0 Ω
JA5	ERJ8GEY0R00	S.M.CAR .125W 5% 0 Ω
JA6	ERJ8GEY0R00	S.M.CAR .125W 5% 0 Ω
JA7	ERJ8GEY0R00	S.M.CAR .125W 5% 0 Ω
JA8	ERJ8GEY0R00	S.M.CAR .125W 5% 0 Ω
JA9	ERJ6GEY0R00	S.M.CARB 0.1W 5% 0 Ω
JK2403	TJB8E014	RCA TERMINAL (2P)
JK3281	TJB16656	A.V. TERMINAL
JK3401	1364-21-21	SCART SOCKET
JK3402	1364-21-21	SCART SOCKET
JK3403	1364-21-21	SCART SOCKET
JSE004	ERJ6GEY0R00	S.M.CARB 0.1W 5% 0 Ω
JSE009	ERJ6GEY0R00	S.M.CARB 0.1W 5% 0 Ω
JSE011	ERJ6GEY0R00	S.M.CARB 0.1W 5% 0 Ω
JSE025	ERJ6GEY0R00	S.M.CARB 0.1W 5% 0 Ω
JSE026	ERJ6GEY0R00	S.M.CARB 0.1W 5% 0 Ω
JSE044	ERJ6GEY0R00	S.M.CARB 0.1W 5% 0 Ω
JSE045	ERD25TJ2R2	CARBON 0.25W 5% 2R2 Ω
JSF001	ERJ6GEY0R00	S.M.CARB 0.1W 5% 0 Ω
JSF005	ERJ6GEY0R00	S.M.CARB 0.1W 5% 0 Ω
JSF006	ERJ6GEY0R00	S.M.CARB 0.1W 5% 0 Ω
JSF007	ERJ6GEY0R00	S.M.CARB 0.1W 5% 0 Ω
JSF009	ERJ6GEY0R00	S.M.CARB 0.1W 5% 0 Ω
JSF010	ERJ6GEY0R00	S.M.CARB 0.1W 5% 0 Ω
JSF013	ERJ6GEY0R00	S.M.CARB 0.1W 5% 0 Ω
JSF015	ERJ6GEY0R00	S.M.CARB 0.1W 5% 0 Ω
JSF017	ERJ6GEY0R00	S.M.CARB 0.1W 5% 0 Ω
JSF018	ERJ6GEY0R00	S.M.CARB 0.1W 5% 0 Ω
JSF019	ERJ6GEY0R00	S.M.CARB 0.1W 5% 0 Ω
JSF020	ERJ6GEY0R00	S.M.CARB 0.1W 5% 0 Ω
JSF021	ERJ6GEY0R00	S.M.CARB 0.1W 5% 0 Ω
JSF022	ERJ6GEY0R00	S.M.CARB 0.1W 5% 0 Ω
JSF023	ERJ6GEY0R00	S.M.CARB 0.1W 5% 0 Ω

Ref No.	Part No.	Description
JSF024	ERJ6GEY0R00	S.M.CARB 0.1W 5% 0 Ω
JSF025	ERJ6GEY0R00	S.M.CARB 0.1W 5% 0 Ω
JSF026	ERJ6GEY0R00	S.M.CARB 0.1W 5% 0 Ω
JSF027	ERJ6GEY0R00	S.M.CARB 0.1W 5% 0 Ω
JSF028	ERJ6GEY0R00	S.M.CARB 0.1W 5% 0 Ω
JSF029	ERJ6GEY0R00	S.M.CARB 0.1W 5% 0 Ω
JSF032	ERJ6GEY0R00	S.M.CARB 0.1W 5% 0 Ω
JSF034	ERJ6GEY0R00	S.M.CARB 0.1W 5% 0 Ω
JSF037	ERJ6GEY0R00	S.M.CARB 0.1W 5% 0 Ω
JSF039	ERJ6GEY0R00	S.M.CARB 0.1W 5% 0 Ω
JSF041	ERJ6GEY0R00	S.M.CARB 0.1W 5% 0 Ω
JSF042	ERJ6GEY0R00	S.M.CARB 0.1W 5% 0 Ω
JSF043	ERJ6GEY0R00	S.M.CARB 0.1W 5% 0 Ω
JSH002	ERJ6GEY0R00	S.M.CARB 0.1W 5% 0 Ω
JSH010	ERJ6GEY0R00	S.M.CARB 0.1W 5% 0 Ω
JSY03	ERJ6GEY0R00	S.M.CARB 0.1W 5% 0 Ω
JSY04	ERJ6GEY0R00	S.M.CARB 0.1W 5% 0 Ω

SWITCHES

S840	ESB92S11B	SWITCH
S1071	EVQ23405R	SWITCH
S1072	EVQ23405R	SWITCH
S1073	EVQ23405R	SWITCH
S1074	EVQ23405R	SWITCH
S1075	EVQ23405R	SWITCH

▲

DIFFERENCES FOR MODEL TX--W28D4F

Ref No.	Part No.	Description	
MECHANICAL PARTS			
17	TQF8E2744-1	MODEL LABEL	△
18	TXFLK01DAG	DEGAUSS COIL	△
19	W66EHK51X81	C.R.T.	
20	TKY8E120	CABINET	△
21	TKP8E1152	SPEAKER NET	
22	TNP8EM014AA	M P.C.B.	△
23	TMW8E024-5	CONTROL BRACKET	
24	TNPH0176AP	E P.C.B.	△
25	TNPA1014AG	D P.C.B.	△
26	TNPA1353AB	Y P.C.B.	△
27	TKU8E00300	BACK COVER	△
MISCELLANEOUS COMPONENTS			
	TPC8E4676	OUTER CARTON	
	TPD8E623	CUSHION TOP	
	TPD8E624	CUSHION BOTTOM	
INTEGRATED CIRCUITS			
IC1102	X24CWH0503KD	EAROM *	
COILS			
L351	TAXK0036	DELAY LINE	
L353	TLT120K991R	COIL	
L361	TAXK0036	DELAY LINE	
L363	TLT082K991R	COIL	
L371	TAXK0036	DELAY LINE	
L373	TLT120K991R	COIL	
L573	ELHKLBO26B	COIL	
RESISTOR			
R276	ERDS1TJ2R2	CARBON 0.5W	5% 2R2Ω
R370	ERQ1CKPR68	FUSIBLE 1W	5% R68Ω △
R419	ERG3FJ331	METAL 3W	5% 330Ω △
R452	ERDS1TJ2R7	CARBON 0.5W	5% 2R7Ω
R457	ERJ6GEYJ622	S.M.CARB0.125W	5% 6K2Ω
R556	ERDS1TJ333	CARBON 0.5W	5% 33KΩ
R558	ERDS1TJ393	CARBON 0.5W	5% 39KΩ
R561	ERD25TJ123	CARBON 0.25W	5% 12KΩ
R562	ERD25TJ223	CARBON 0.25W	5% 22KΩ
R664	ERJ6GEYJ912	S.M.CARB0.125W	5% 9K1Ω
R665	ERJ6GEYJ472	S.M.CARB 0.1W	5% 4K7Ω
R667	ERJ6GEYJ683	S.M.CARB 0.1W	5% 68KΩ
R680	ERJ6GEYJ473	S.M.CARB 0.1W	5% 47KΩ
R906	ERJ6GEYJ563	S.M.CARB 0.1W	5% 56KΩ
R907	ERJ6GEYJ822	S.M.CARB 0.1W	5% 8K2Ω
R909	ERJ6GEYJ102	S.M.CARB 0.1W	5% 1KΩ
R910	ERJ6GEYJ221	S.M.CARB 0.1W	5% 220Ω
R914	ERJ6GEYJ222	S.M.CARB 0.1W	5% 2K2Ω
R924	ERDS1FYJ390	CARBON 0.5W	5% 39Ω △
CAPACITORS			
C505	ECA1EM332E	ELECT 25V	3.3nF
C574	ECWF4105JBB	FILM 400V	1μF

DIFFERENCES FOR MODEL TX--W32D4F

Ref No.	Part No.	Description	
MECHANICAL PARTS			
17	TQF8E2750	MODEL LABEL	△
18	TLK8E05123	DEGAUSS COIL	△
19	W76LFC185X05	C.R.T.	
20	TKY8E110	CABINET	△
21	TKP8E1148	SPEAKER NET	
22	TNP8EM016AA	M P.C.B.	△
23	TMW8E023	CONTROL BRACKET	
24	TNPH0176AQ	E P.C.B.	△
25	TNPA1014AH	D P.C.B.	△
26	TNPA1353AE	Y P.C.B.	△
27	TKU8E00290	BACK COVER	△
MISCELLANEOUS COMPONENTS			
	TLK8E05124	GEOMAGNETIC COIL	△
	TPC8E4729	OUTER CARTON	
	TPD8E621	CUSHION TOP	
	TPD8E622	CUSHION BOTTOM	
INTEGRATED CIRCUITS			
IC1102	X24CWH0503LD	EAROM *	
IC1901	LA6515	EARTH CORRECTION	
COILS			
L351	SDL5000	DELAY LINE	
L353	TLT150K991R	COIL	
L361	SDL5000	DELAY LINE	
L363	TLT100K991R	COIL	
L371	SDL5000	DELAY LINE	
L373	TLT150K991R	COIL	
L573	ELHKLBO28B	COIL	
L1901	EXCELDR25V	COIL	
TRANSISTORS			
Q1901	BC847B	TRANSISTOR	
RESISTOR			
R370	ERQ1CJP1R0	FUSIBLE 1W	5% 1R0Ω △
R419	ERG3FJ471	METAL 3W	5% 470Ω △
R452	ERDS1TJ3R3	CARBON 0.5W	5% 3R3Ω
R457	ERJ6GEYJ682	S.M.CARB 0.1W	5% 6K8Ω
R556	ERDS1TJ273	CARBON 0.5W	5% 27KΩ
R558	ERDS1TJ273	CARBON 0.5W	5% 27KΩ
R561	ERD25TJ333	CARBON 0.25W	5% 33KΩ
R562	ERD25TJ393	CARBON 0.25W	5% 39KΩ
R664	ERJ6GEYJ682	S.M.CARB 0.1W	5% 6K8Ω
R665	ERJ6GEYJ392	S.M.CARB 0.1W	5% 3K9Ω
R667	ERJ6GEYJ393	S.M.CARB 0.1W	5% 39KΩ
R680	ERJ6GEYJ303	S.M.CARB0.125W	5% 30KΩ
R906	ERJ6GEYJ153	S.M.CARB 0.1W	5% 15KΩ
R907	ERJ6GEYJ222	S.M.CARB 0.1W	5% 2K2Ω
R909	ERJ6GEYJ222	S.M.CARB 0.1W	5% 2K2Ω
R910	ERJ6GEYJ101	S.M.CARB 0.1W	5% 100Ω
R914	ERJ6GEYJ202	S.M.CARB0.125W	5% 2KΩ
R924	ERDS1FYJ330	CARBON 0.5W	5% 33Ω
R1112	ERJ6GEYJ103	S.M.CARB 0.1W	5% 10KΩ
R1901	ERDS1TJ100	CARBON 0.5W	5% 10Ω
R1902	ERDS1TJ100	CARBON 0.5W	5% 10Ω
R1903	ERJ6GEYJ683	S.M.CARB 0.1W	5% 68KΩ
R1904	ERJ6GEYJ334	S.M.CARB 0.1W	5% 330KΩ
R1905	ERJ6GEYJ683	S.M.CARB 0.1W	5% 68KΩ
R1906	ERJ6GEYJ563	S.M.CARB 0.1W	5% 56KΩ
R1907	ERJ6GEY0R00	S.M.CARB 0.1W	5% 0Ω
R1908	ERJ6GEYJ472	S.M.CARB 0.1W	5% 4K7Ω
R1909	ERJ6GEYJ362	S.M.CARB0.125W	5% 3K6Ω
R1910	ERJ6GEYJ222	S.M.CARB 0.1W	5% 2K2Ω
R1911	ERJ6GEY0R00	S.M.CARB 0.1W	5% 0Ω
R1912	ERJ6GEYJ103	S.M.CARB 0.1W	5% 10KΩ
R1913	ERJ6GEYJ222	S.M.CARB 0.1W	5% 2K2Ω
R1914	TSF19161	FS LINK	△

Ref No.	Part No.	Description			
CAPACITORS					
C505	ECA1EM222GB	ELECT	25V	2.2nF	
C574	ECWF4684JBB	FILM	400V	0.68 μ F	
C1901	ECQM1H474J	FILM	50V	470nF	
C1902	ECQM1H474J	FILM	50V	470nF	
C1903	ECA1EM470GB	ELECT	25V	47pF	
C1904	ECJ2VF1H103Z	ELECT	350V	10nF	
C1905	ECUV1C224KBX	S.M.CAP	16V	220nF	

Ref No.	Part No.	Description			
---------	----------	-------------	--	--	--

SCHEMATIC DIAGRAMS FOR MODELS

TX-W32D4F
TX-W28D4F


(EURO-5 CHASSIS)

SCHEMA TECHNIQUE POUR MODELE


TX-W32D4F
TX-W28D4F

(EURO-5 CHASSIS)

IMPORTANT SAFETY NOTICE

Components identified by  mark have special characteristics important for safety. When replacing any of these components, use only manufacturer's specified parts.

REMARQUE IMPORTANTE POUR LA SÉCURITÉ



Les éléments portant la marque  possèdent des caractéristiques de sécurité spécialisées. Lors du remplacement de l'une quelconque de ces pièces n'utiliser que celles spécifiées par la fabricant.



NOTES

- RESISTOR**
All resistors are carbon ¼W resistor, unless marked otherwise.
Unit of resistance is OHM (Ω) (k=1,000, M=1,000,000)
- CAPACITORS**
All capacitors are ceramic 50V unless marked otherwise. Unit of capacitance is μ F unless otherwise stated.
- COIL**
Unit of inductance is μ H, unless otherwise stated.
- Components marked "L" on the schematic diagram shows leadless parts.
- TEST POINT**



Test Point Position

- EARTH SYMBOL**
 Chassis Earth (Cold)  Line Earth (Hot)
- VOLTAGE MEASUREMENT**
Voltage is measured by a d.c. voltmeter.
Measurement conditions are as follows:
Power source a.c. 220V-240V, 50Hz
Receiving Signal Colour Bar signal (RF)
All customer controls Maximum position.

-  Indicates the Video signal path
 Indicates the Audio signal path

These schematic diagrams are the latest at time of printing and are subject to change without notice.

REMARKS



- The Power Supply Circuit contains a circuit area which uses a separate power supply to isolate the earth connection. The circuit is defined by HOT and COLD indications in the schematic diagram. All circuits except the Power Circuit, are COLD. Take the following precautions :-
 - Do not touch the hot part, or the hot and cold parts at the same time, as you are liable to a shock hazard.
 - Do not short circuit the hot and cold circuits as electrical components may be damaged.
 - Do not connect an instrument, such as an oscilloscope, to the hot and cold circuits simultaneously as this may cause fuse failure. Connect the earth of the instruments to the earth connection of the circuit being measured.
 - Always disconnect the power plug before removing the chassis.



NOTA

- RESISTANCE**
Toutes les résistances sont des résistance au carbone ¼W, sauf indication contraire par les indications suivantes.
L'unité de résistance est l'OHM (Ω) (k=1,000, M=1,000,000)
- CONDENSATEUR**
Toutes les condensateurs sont des condensateurs céramique 50V, sauf indication contraire par les indications suivantes: L'unité de capacité est le μ F, sauf indication contraire.
- BOBINE**
L'unité d'inductance est le μ H, sauf indication contraire.
- Les composants entourés de pointillés, sur le schéma, représentent des éléments non câblés.
- POINT D'ESSAI**



Position du point d'essai

- SYMBOL DE TERRE**
 Terre du châssis (froid)  Terre de ligne (chaud)
- MESURE DE TENSION**
La tension est mesurée avec un voltmètre c.c.
Les conditions de mesure sont les suivantes:
Source d'alimentation a.c. 220V-240V, 50Hz
Signal de réception Signal barre couleur (RF)
Toutes les commandes utilisateur Position maximum.

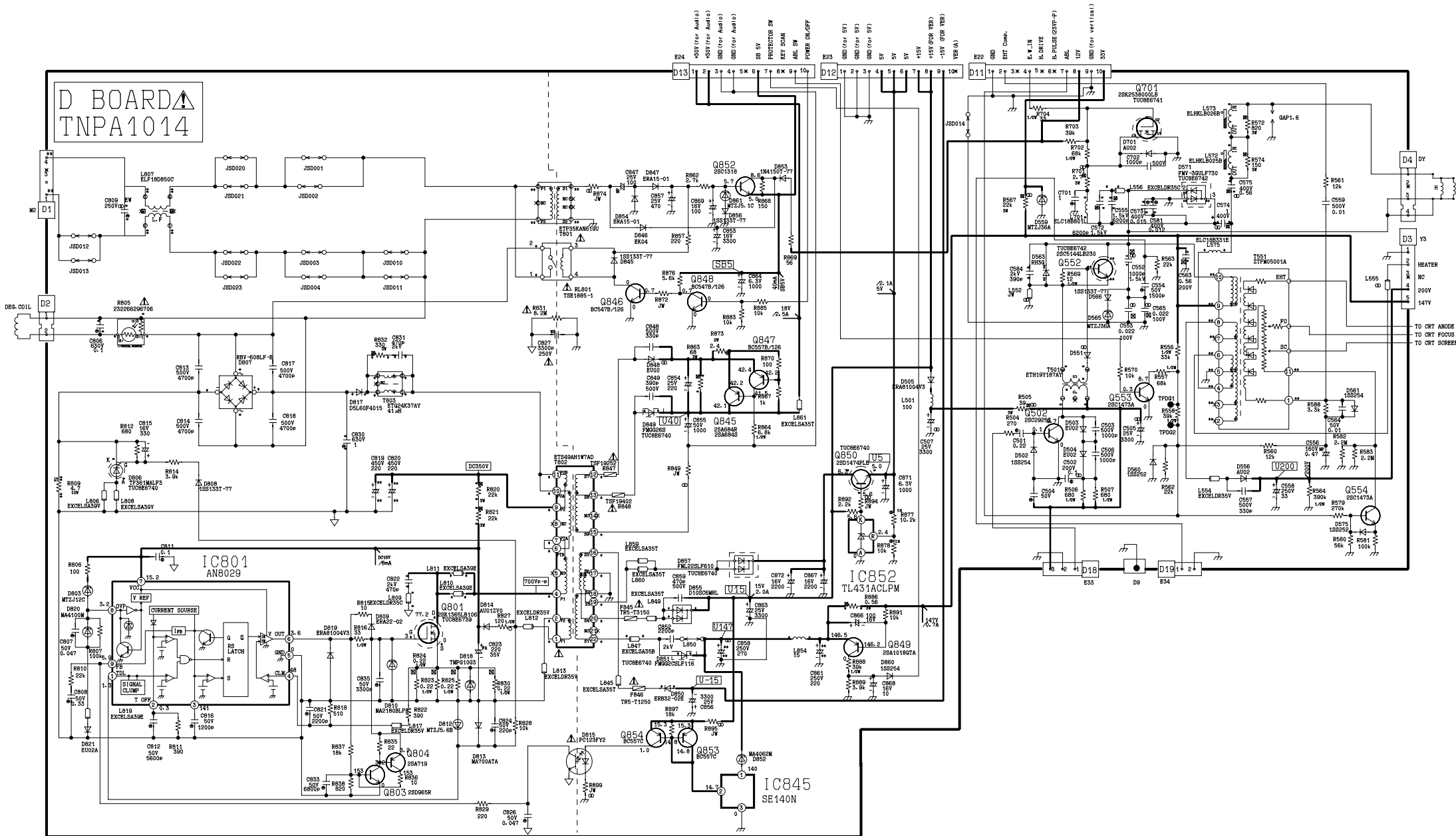
-  Vidéo
 Audio

Ca schéma est à jour moment de l'impression et modifiable sans préavis.

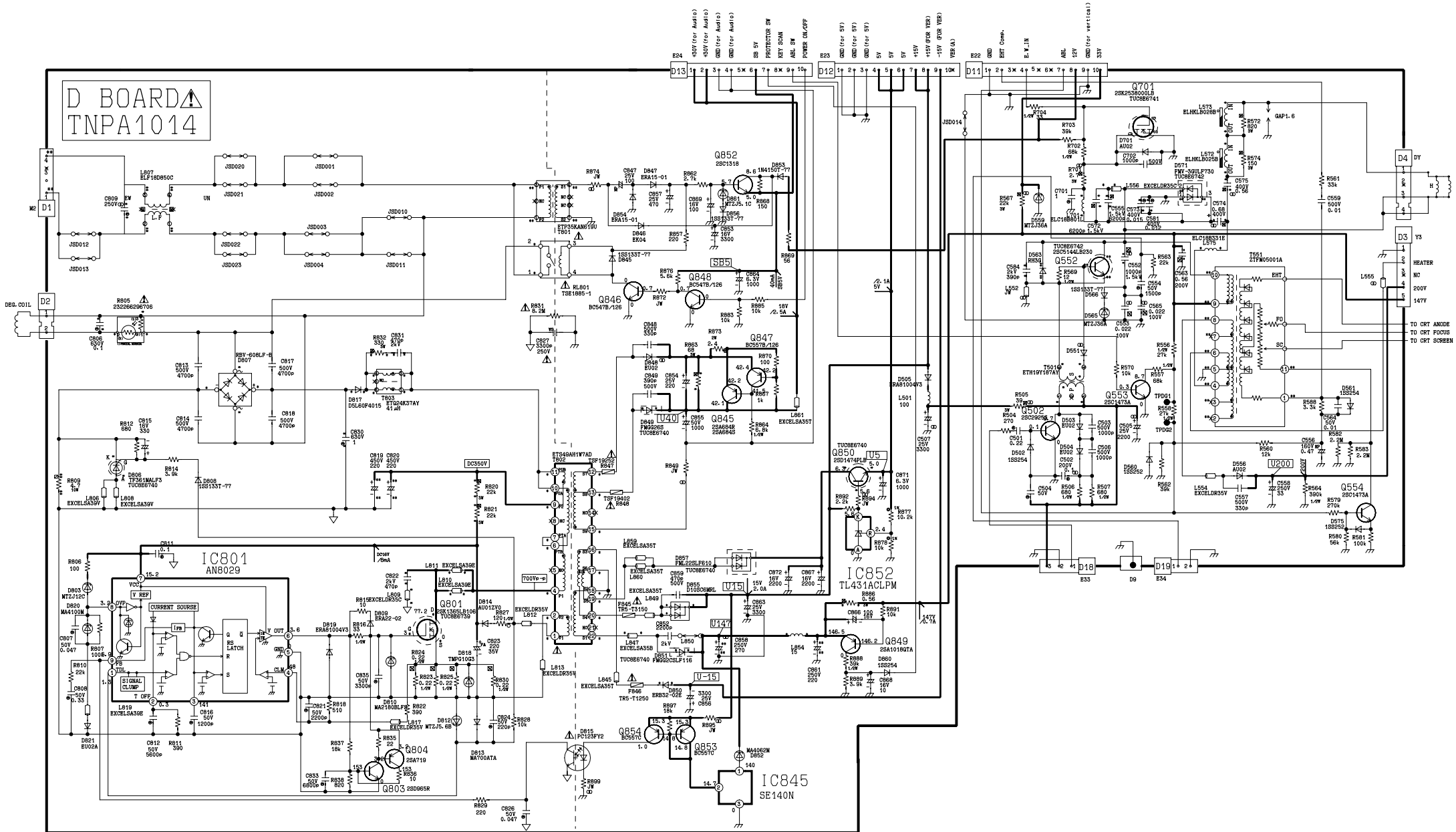
REMARQUE

- Le circuit d'alimentation contient une zone de qui utilise une alimentation séparée pour isoler la connexion à la terre. Le circuit est défini par les indications chaud (HOT) et froid (COLD) dans le diagramme schématique. Prendre les précautions suivantes. Tous les circuits, sauf le circuit d'alimentation, sont froids.
 - Ne pas toucher la partie chaude ou en même temps les parties chaud et froide. Cela présente un risque de décharge électrique.
 - Ne pas court-circuiter les circuits chaud et froid car un fusible peut sauter et des pièces se casser.
 - Ne pas raccorder un instrument, comme un oscilloscope, simultanément aux circuits chaud et froid car un fusible peut sauter. Raccorder la terre des instruments à la connexion de terre du circuit mesuré.
 - Toujours débrancher la fiche d'alimentation avant de déposer le châssis.

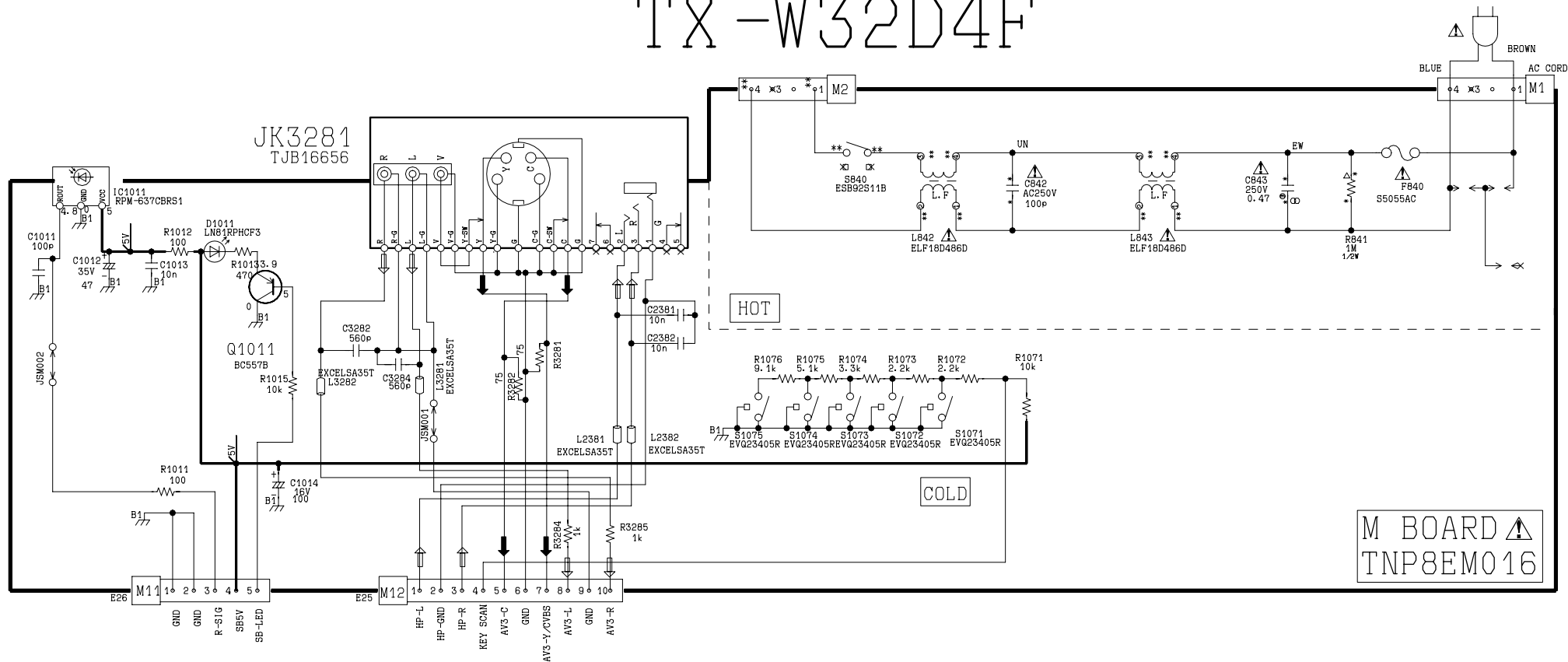
TX-W28D4F



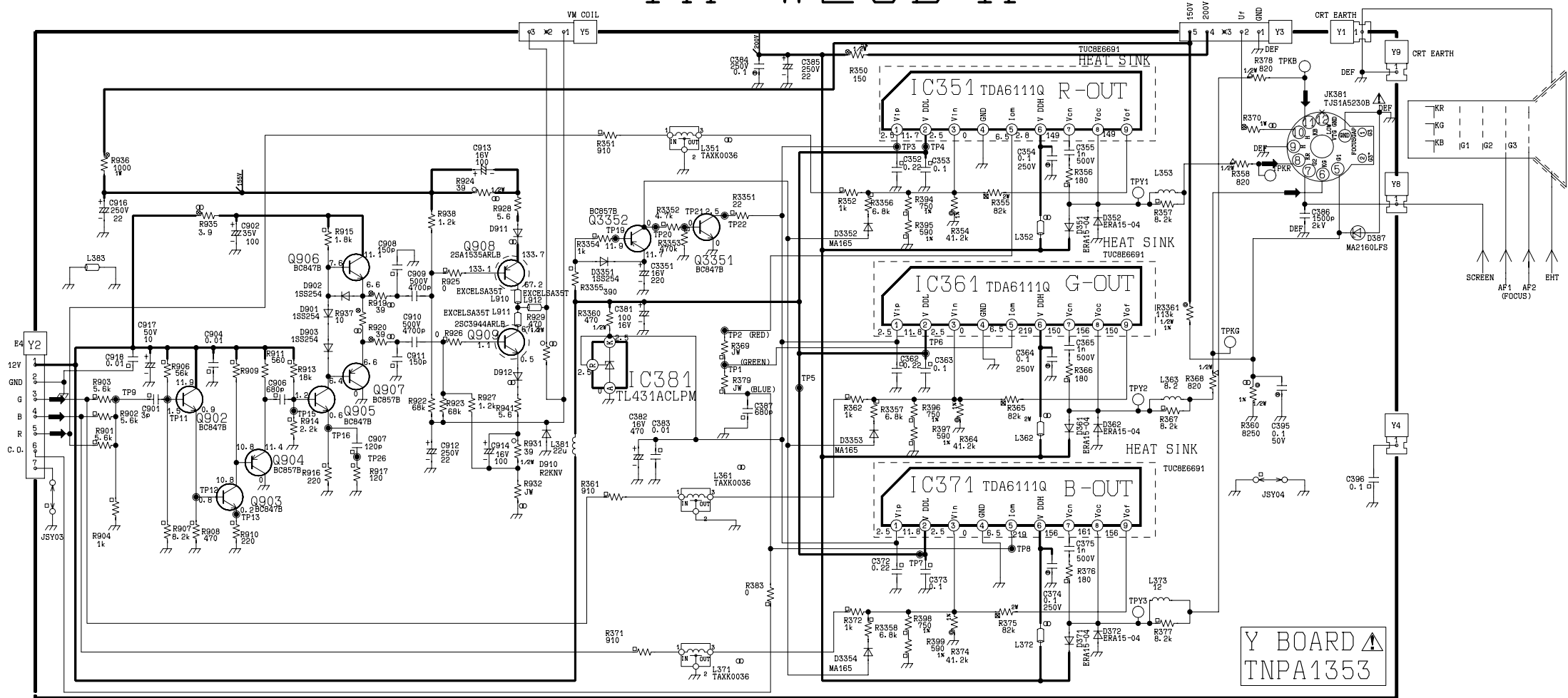
TX-W32D4F



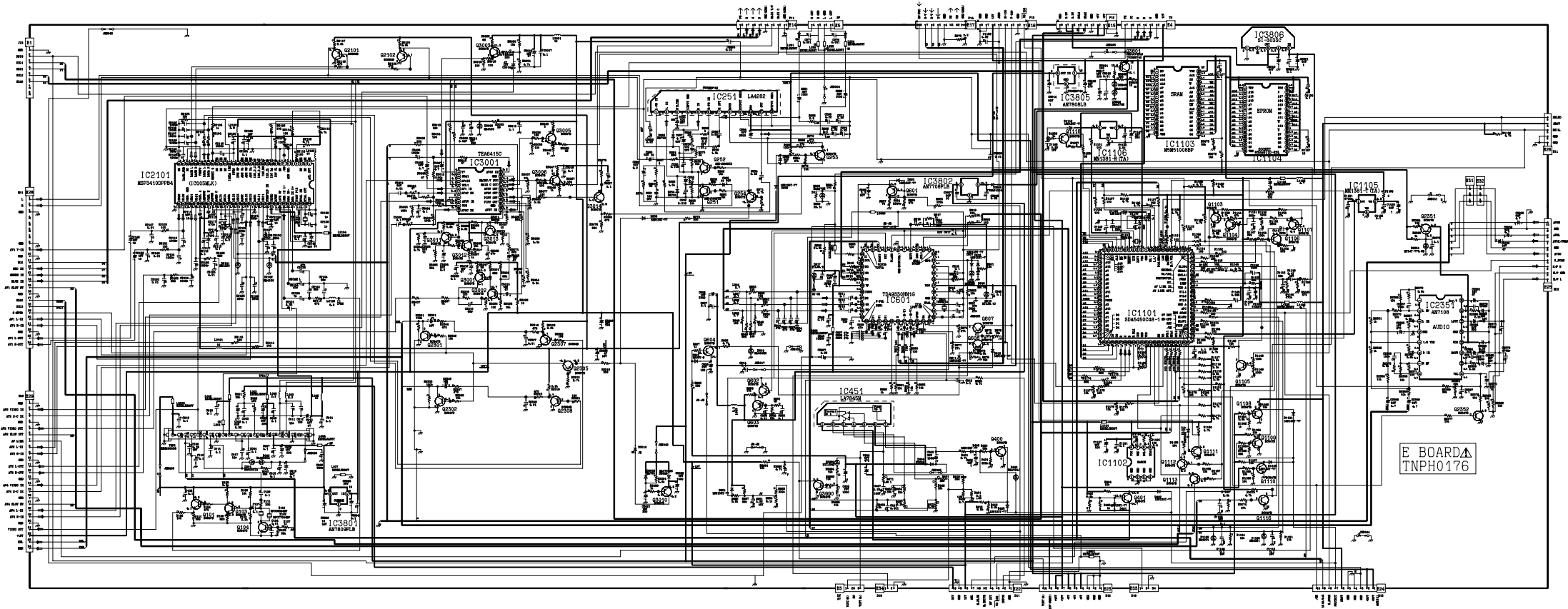
TX-W32D4F



TX-W28D4F

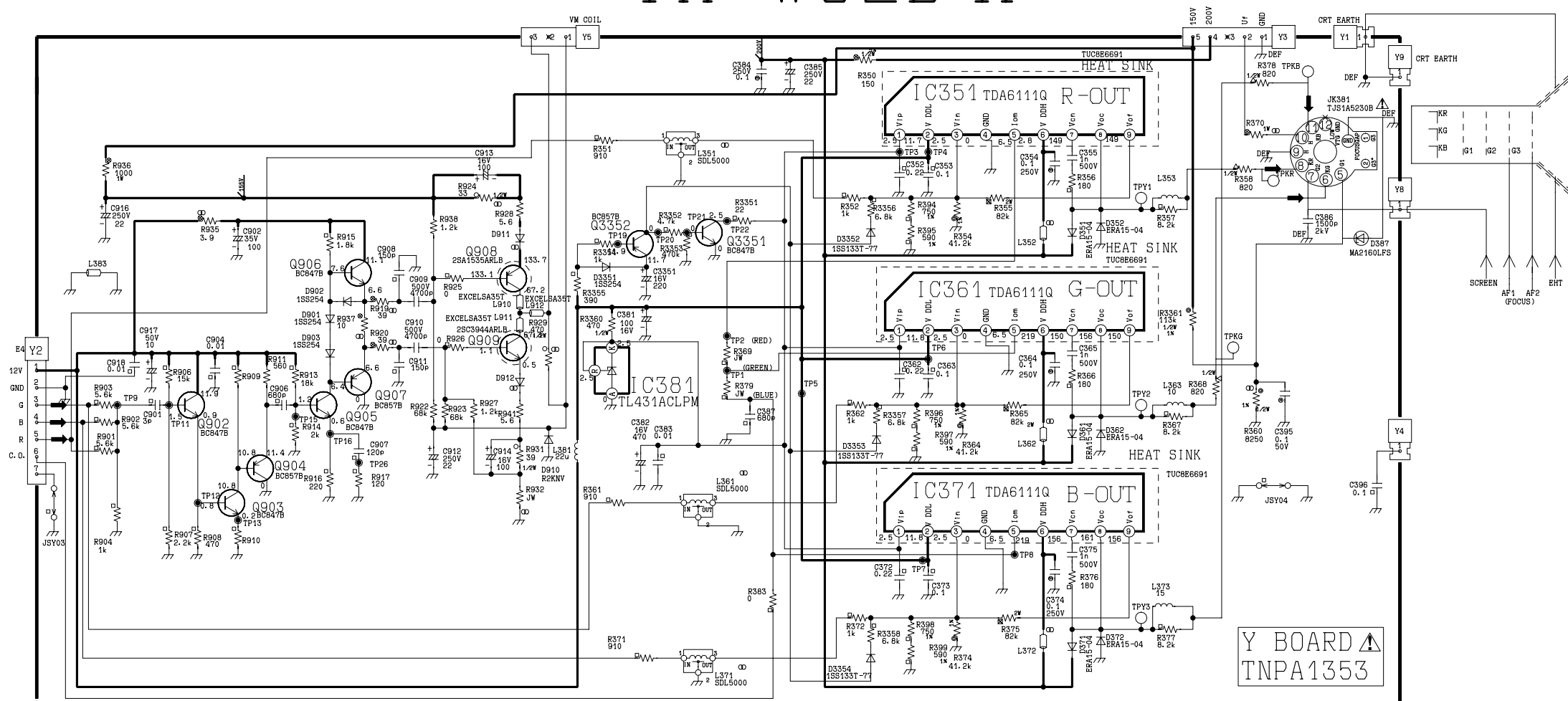


TX-W28D4F

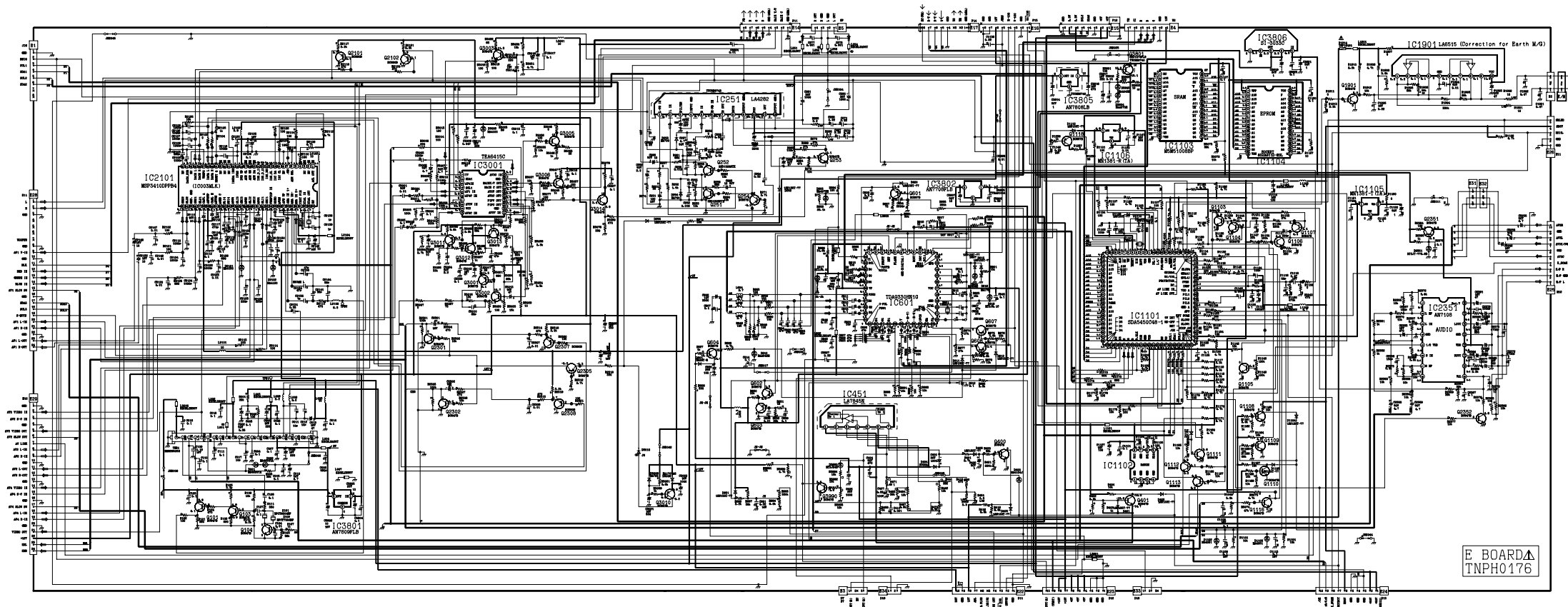


E BOARD
TNPH0176

TX-W32D4F

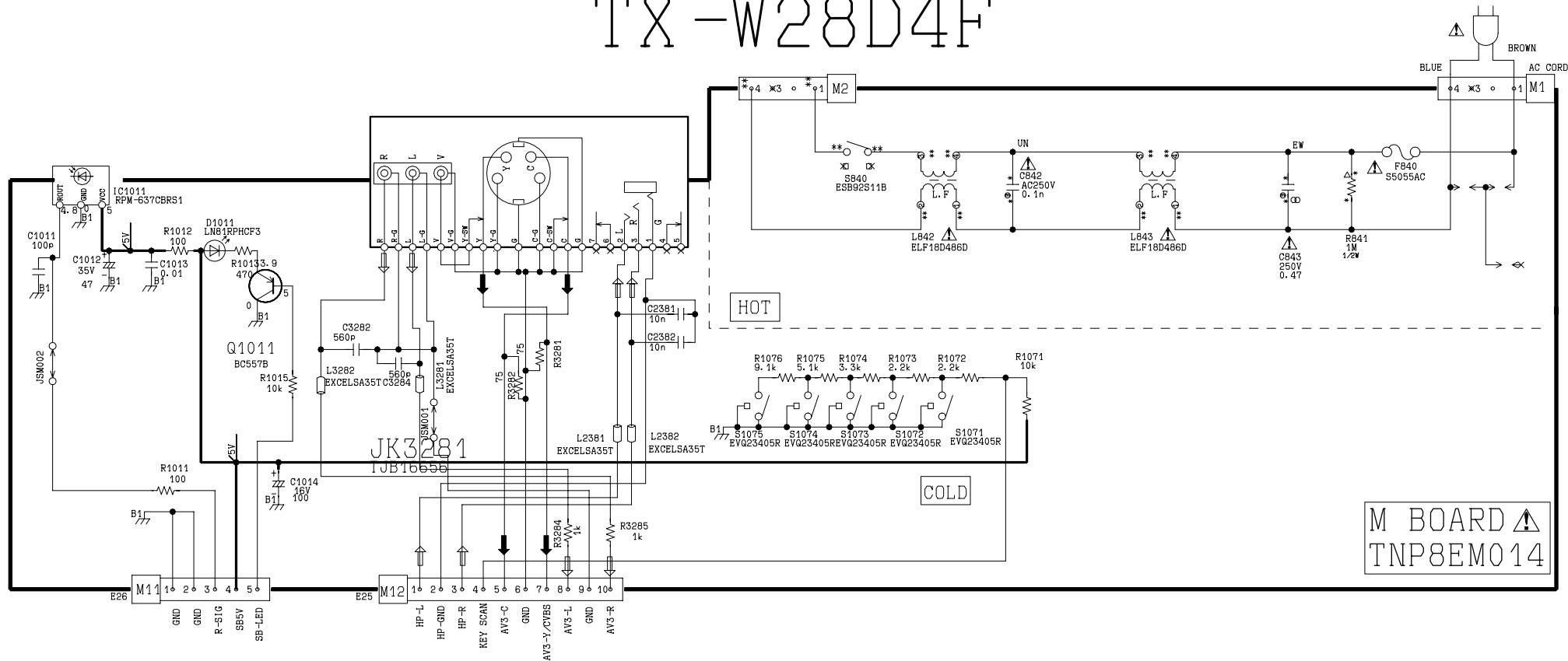


TX-W32D4F



E BOARD
TNP0176

TX-W28D4F



H BOARD
TNPA1047

AV1

AV2

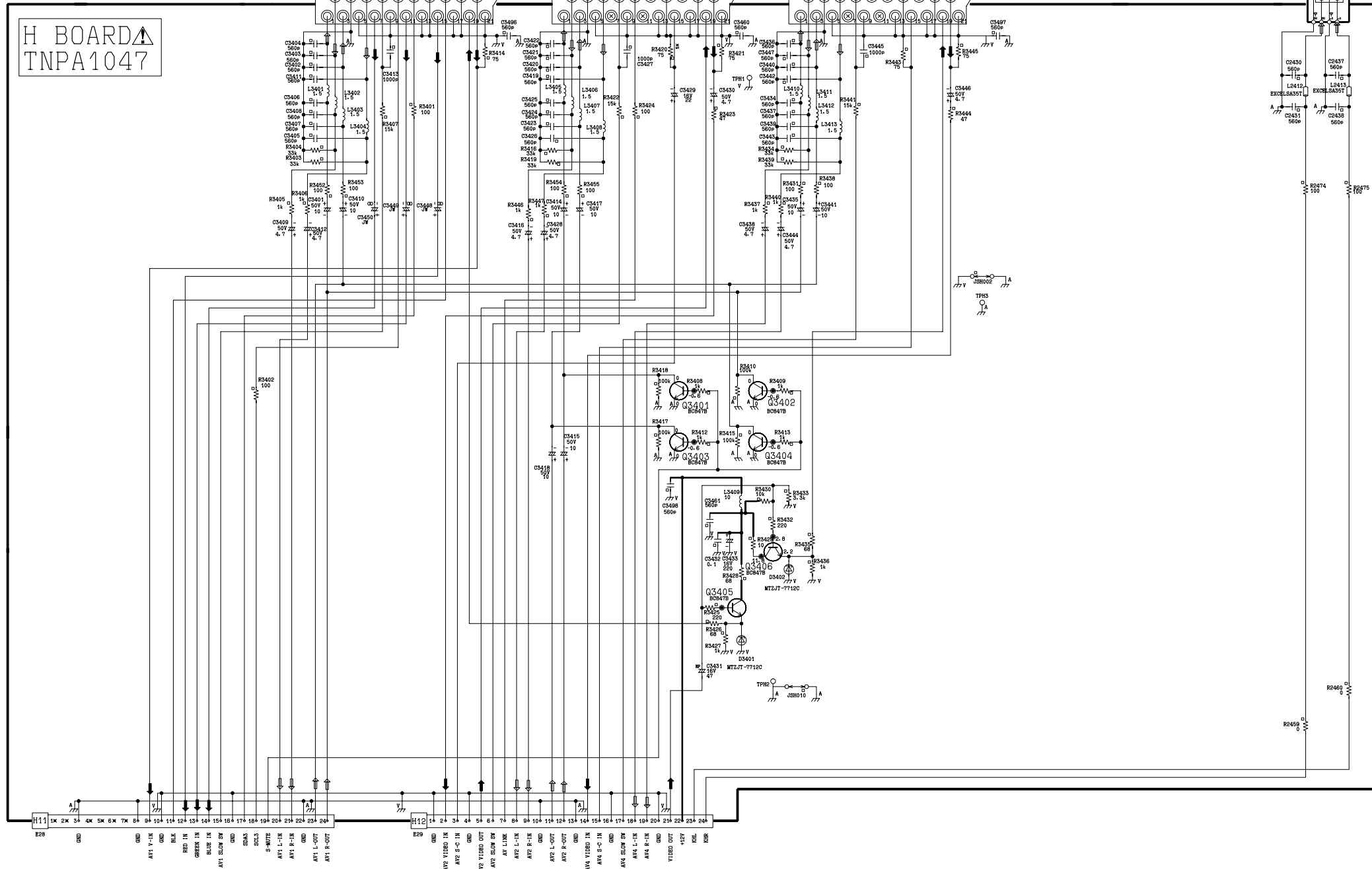
AV4

JK2403
TJB8E014

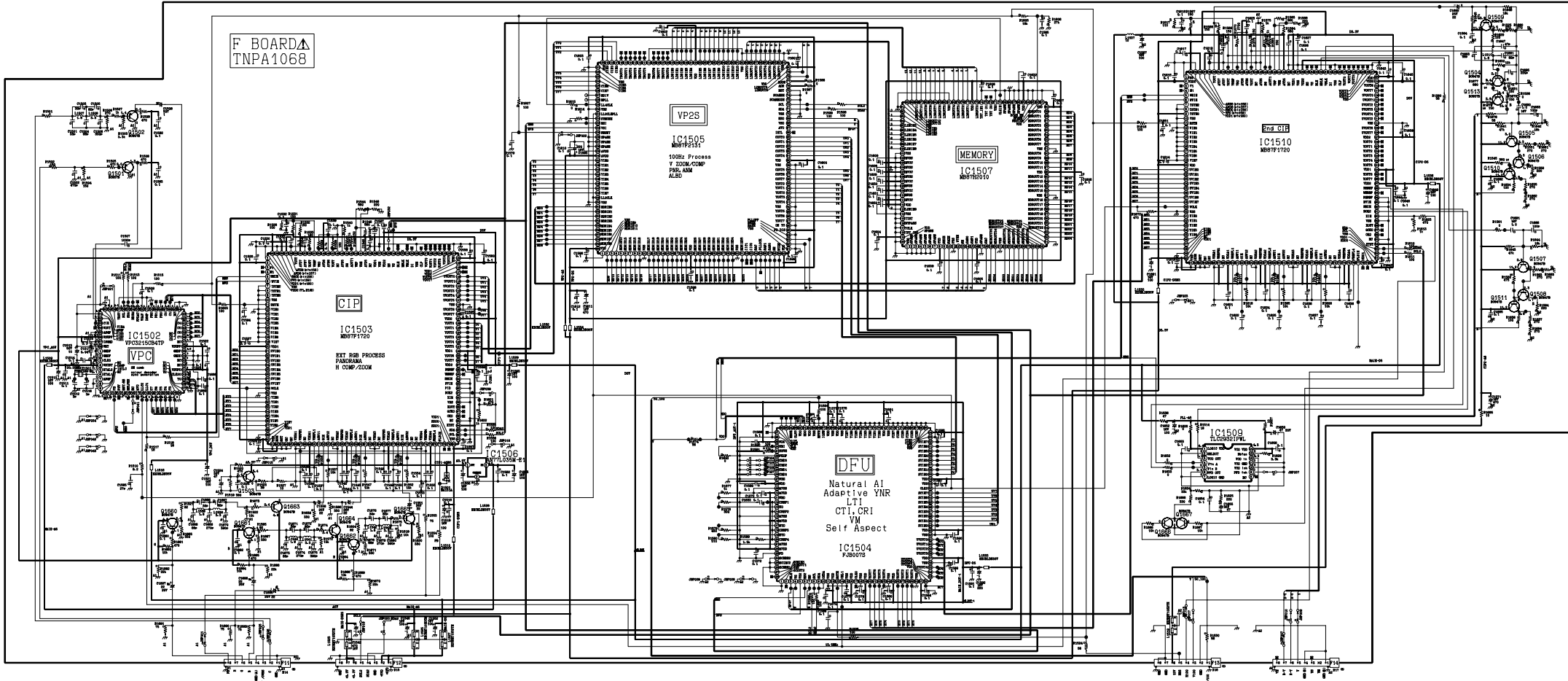
JK3401

JK3402

JK3403



F BOARD
TNPA1068



IC1502
VPC
VPC3150247

IC1503
CIP
MB7P1120

EXT BUS PROCESS
FAC/GRAM
H COMP/200M

IC1505
VP2S
MB7P2151

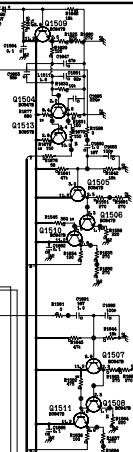
100Hz Process
F 200M/COMP
VPS, AME
ALBO

IC1507
MEMORY
MB7P2010

IC1504
DFU
Natural AI
Adaptive VNR
LTI
CTI, CR1
VM
Self Aspect
Fab002

IC1510
End CIP
MB7P1120

IC1509
MB7P2010



Y - BOARD TNPA1353

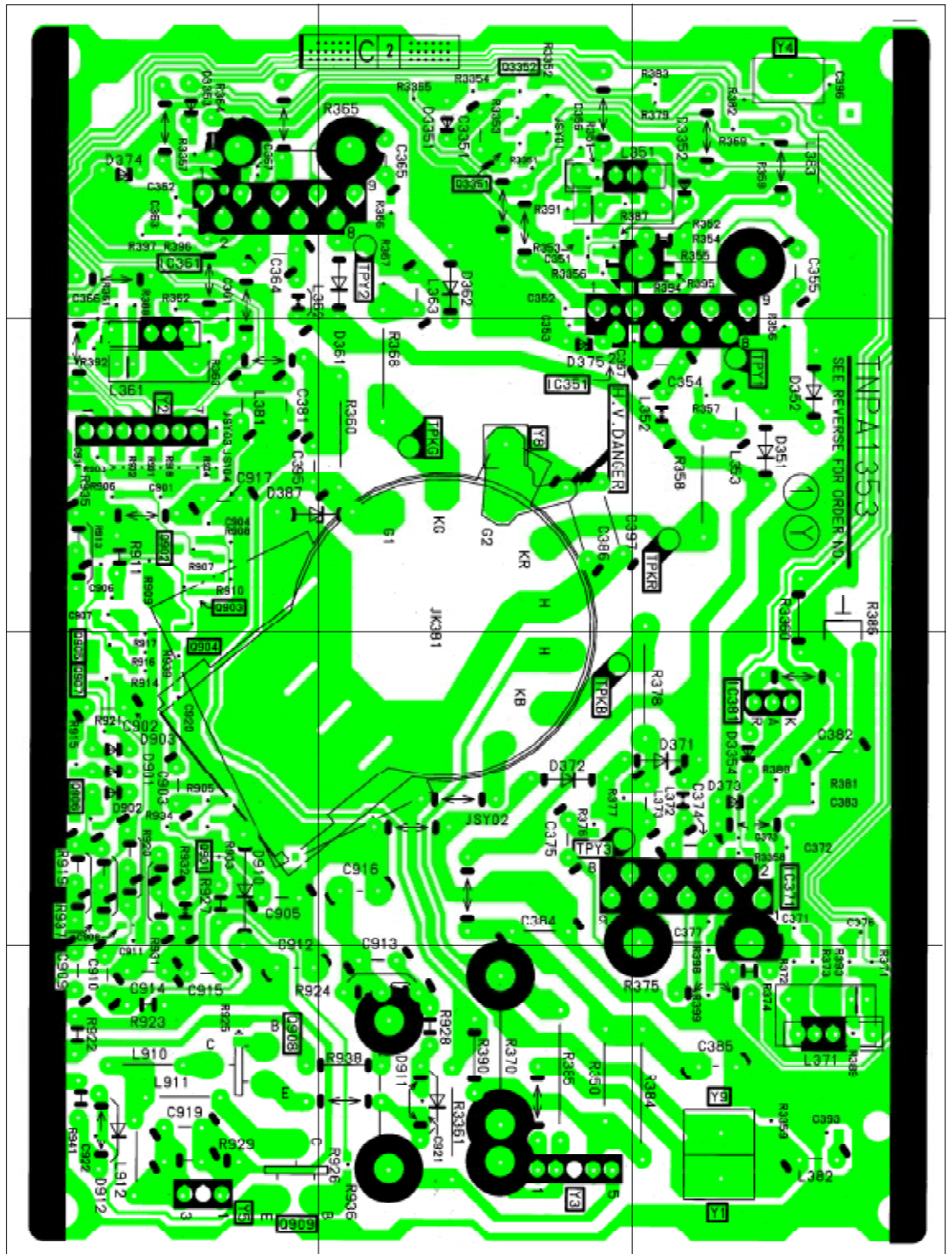
TRAN'S	
Q901	C1
Q902	B1
Q903	B1
Q904	C1
Q906	C1
Q908	D1
Q909	D1
Q3351	A2
Q3352	A2
DIODE'S	
D351	B3
D352	B3
D361	A2
D362	A2
D371	C3
D372	C2
D373	C3
D374	A1
D375	B2
D387	B1
D901	C1
D902	C1
D903	C1
D910	C1
D911	D2
D3351	A2
D3352	A3
D3353	A1
D3354	C3
T.P.'S	
TPY1	B3
TPY2	A2
TPY3	C2
TPKR	B3
TPKG	B2
TPKB	C2
I.C.'S	
IC351	B2
IC361	A1
IC371	C3
IC381	C3

A

B

C

D



1

2

3

TRAN'S		DIODE'S		
Q101	A3	D001	A1	D2364 A6
Q103	A3	D002	A1	D3005 B1
Q104	A3	D252	E5	D3006 B2
Q251	D4	D253	E5	D3008 B4
Q252	D4	D254	E5	D3009 A3
Q253	E4	D255	E4	D3010 A3
Q254	E4	D256	E4	D3011 B1
Q281	E3	D281	E4	D3803 A5
Q282	D3	D282	E4	D3804 A5
Q400	B5	D283	E4	D3805 C5
Q401	A4	D284	E2	D3990 A4
Q601	B5	D285	E3	
Q602	B4	D286	E2	I.C.'S
Q603	C4	D400	B5	IC251 E4
Q604	C4	D401	A4	IC281 E2
Q607	C4	D402	A4	IC451 A4
Q608	D4	D403	B4	IC601 C4
Q1001	C7	D404	A4	IC1001 C7
Q1105	C6	D405	A6	IC1101 D5
Q1106	C6	D408	B5	IC1102 E5
Q1107	C6	D411	A4	IC1103 E5
Q1108	A5	D601	B4	IC1104 D5
Q1109	A5	D603	D5	IC1105 B6
Q1110	A5	D605	B5	IC1106 D6
Q1111	C5	D607	B5	IC1901 C6
Q1112	E5	D609	B5	IC2101 B3
Q1113	E5	D610	C4	IC2351 A6
Q1114	C6	D611	C4	IC3001 B1
Q1116	C6	D612	C4	IC3801 A2
Q1118	D6	D615	B5	IC3802 C5
Q1901	C6	D616	B5	IC3805 B5
Q2101	B2	D617	D5	IC3806 D1
Q2102	C2	D618	C4	
Q2103	B2	D620	B5	T.P.'S
Q2301	B2	D651	C4	TPE1 A2
Q2302	A2	D652	C4	TPE2 B3
Q2305	A2	D653	B4	TPE23 D6
Q2307	A3	D1001	C7	
Q2308	A3	D1101	C1	
Q2351	A6	D1102	C1	
Q2352	A6	D1103	C1	
Q3001	C1	D1104	A6	
Q3002	B1	D1105	A6	
Q3003	B2	D1106	B6	
Q3005	D1	D1107	C5	
Q3006	D1	D1108	C6	
Q3007	D1	D1109	D6	
Q3008	D1	D1110	D6	
Q3010	A3	D1111	D6	
Q3011	B2	D1112	D6	
Q3012	B2	D2101	B2	
Q3013	B2	D2102	B2	
Q3014	D1	D2301	A2	
Q3801	A5	D2302	A2	
Q3990	A4	D2351	A6	

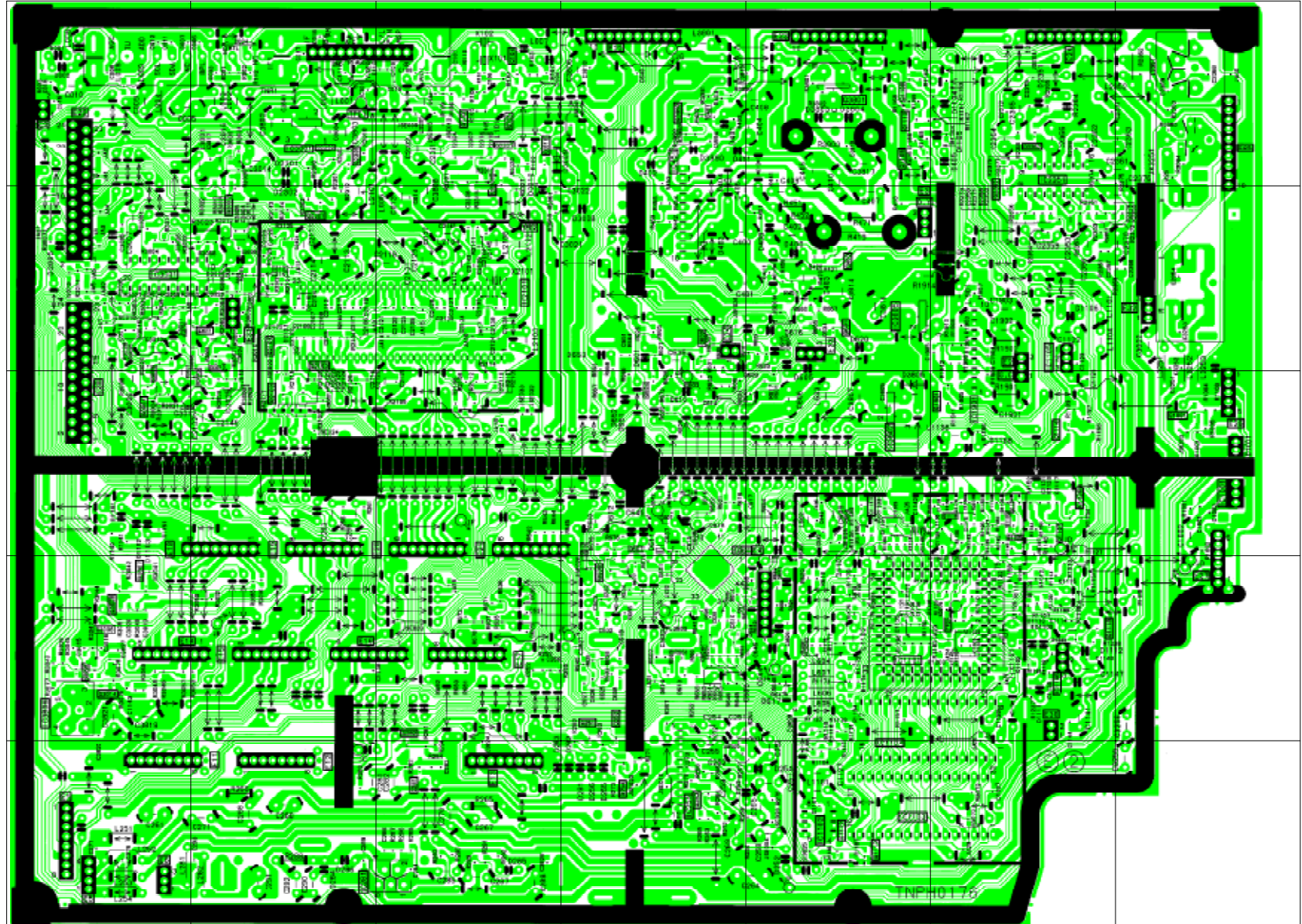
A

B

C

D

E



1

2

3

4

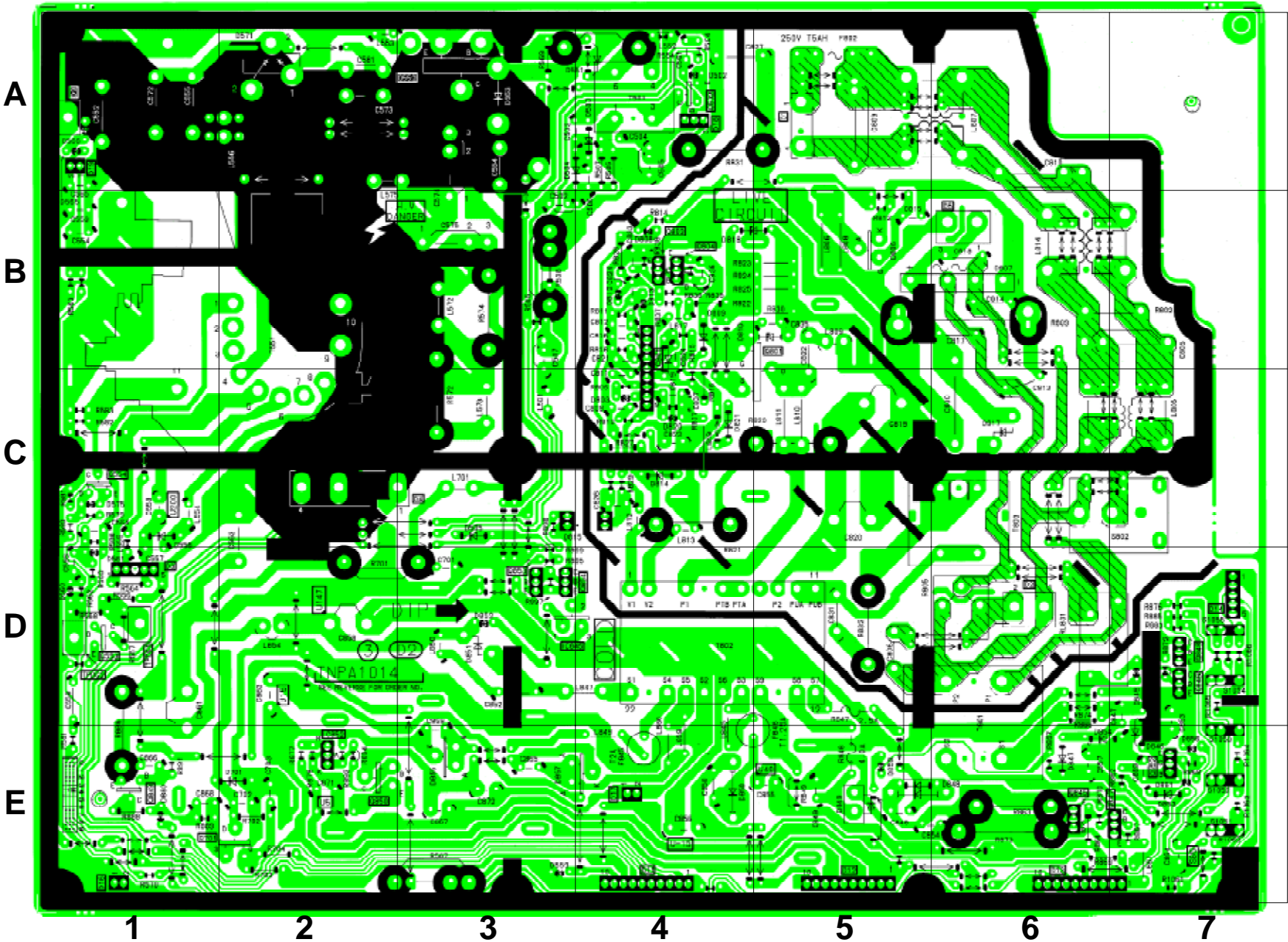
5

6

7

D - BOARD TNPA1014

DIODE'S		TRAN'S	
D503	A4	Q502	A4
D504	A3	Q552	A3
D505	C3	Q553	D1
D551	A4	Q554	C1
D556	C1	Q701	E1
D559	E3	Q801	B5
D560	D1	Q803	B4
D561	D1	Q804	B4
D563	A3	Q845	E6
D565	A1	Q846	D7
D566	A1	Q847	E6
D571	A2	Q848	D7
D575	C1	Q849	E1
D701	E2	Q850	E2
D803	C4	Q852	E7
D807	B6	Q853	D3
D808	B4	Q854	D3
D809	B4		
D810	B4	I.C.'S	
D812	B4	IC801	B4
D813	B4	IC845	D3
D814	C4	IC852	E2
D815	C3		
D817	C6	T.P.'S	
D818	B4	TPDG1	D1
D819	B4	TPDG2	D1
D820	C4		
D821	C4		
D845	D7		
D846	D7		
D847	E6		
D848	E5		
D849	E5		
D850	E4		
D851	D3		
D852	D3		
D853	E7		
D854	E6		
D855	E3		
D856	E7		
D857	E3		
D858	E5		
D860	E1		
D861	E7		



H - BOARD TNPA1047

TRAN'S	
Q2401	A2
Q2407	A3
Q2408	A3
Q2409	A3
Q2410	A3
Q2411	A3
Q2412	A3
Q3401	B1
Q3402	C1
Q3403	B1
Q3404	C1
Q3405	C3
Q3406	C3

DIODE'S	
D2401	A2
D2403	A3
D2404	A3
D2405	A3
D2406	A3
D2407	A3
D2408	A3
D3401	C3
D3402	C3

T.P.'S	
TPH1	D1
TPH2	A2
TPH3	D1
TPH004	D1
TPH005	D1

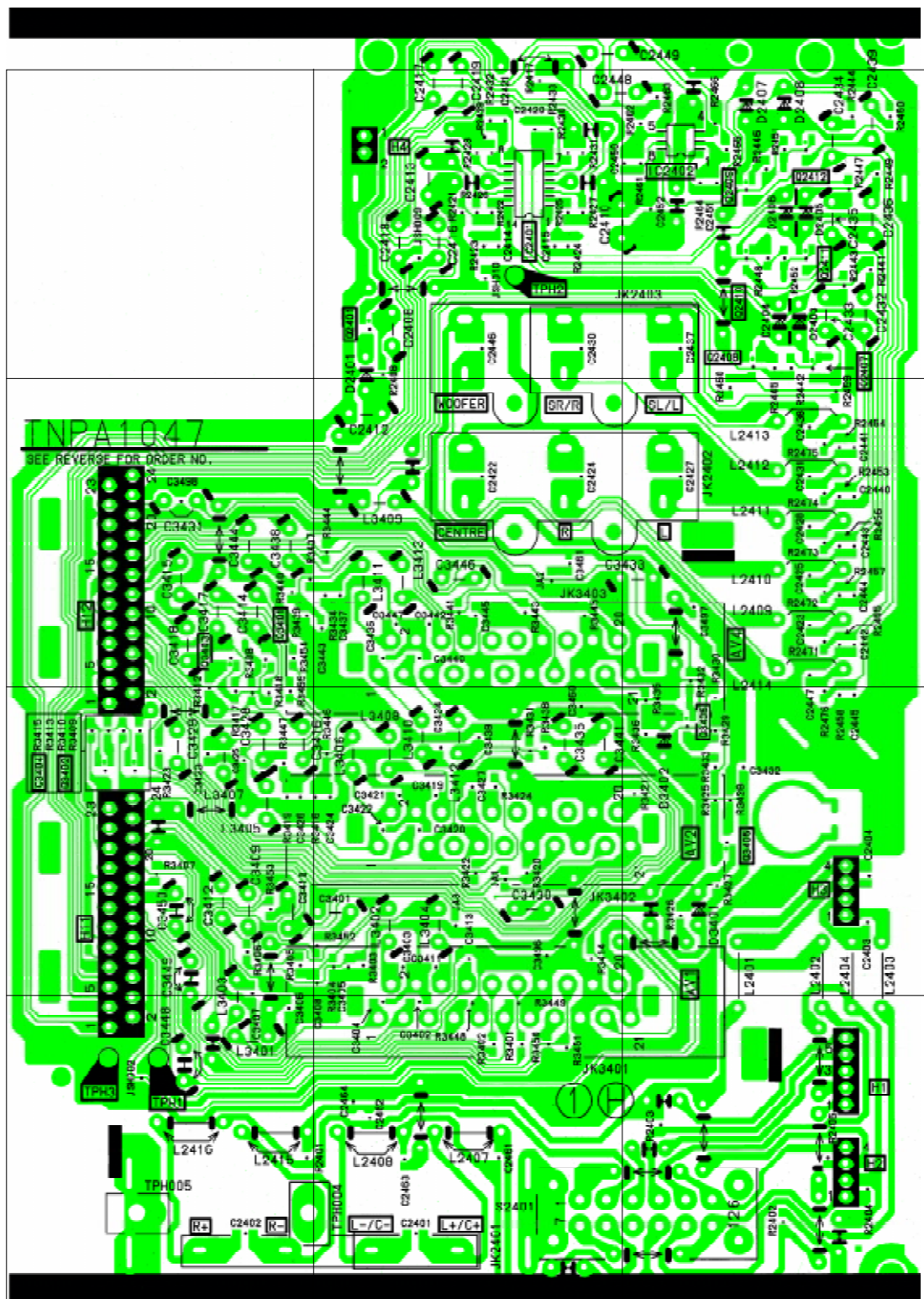
I.C.'S	
IC2401	A2
IC2402	A3

A

B

C

D



1

2

3

F - BOARD TNPA1068

TRAN'S	
Q1663	B2
Q1664	B2
Q1665	B2
Q1666	C1
Q1667	C1

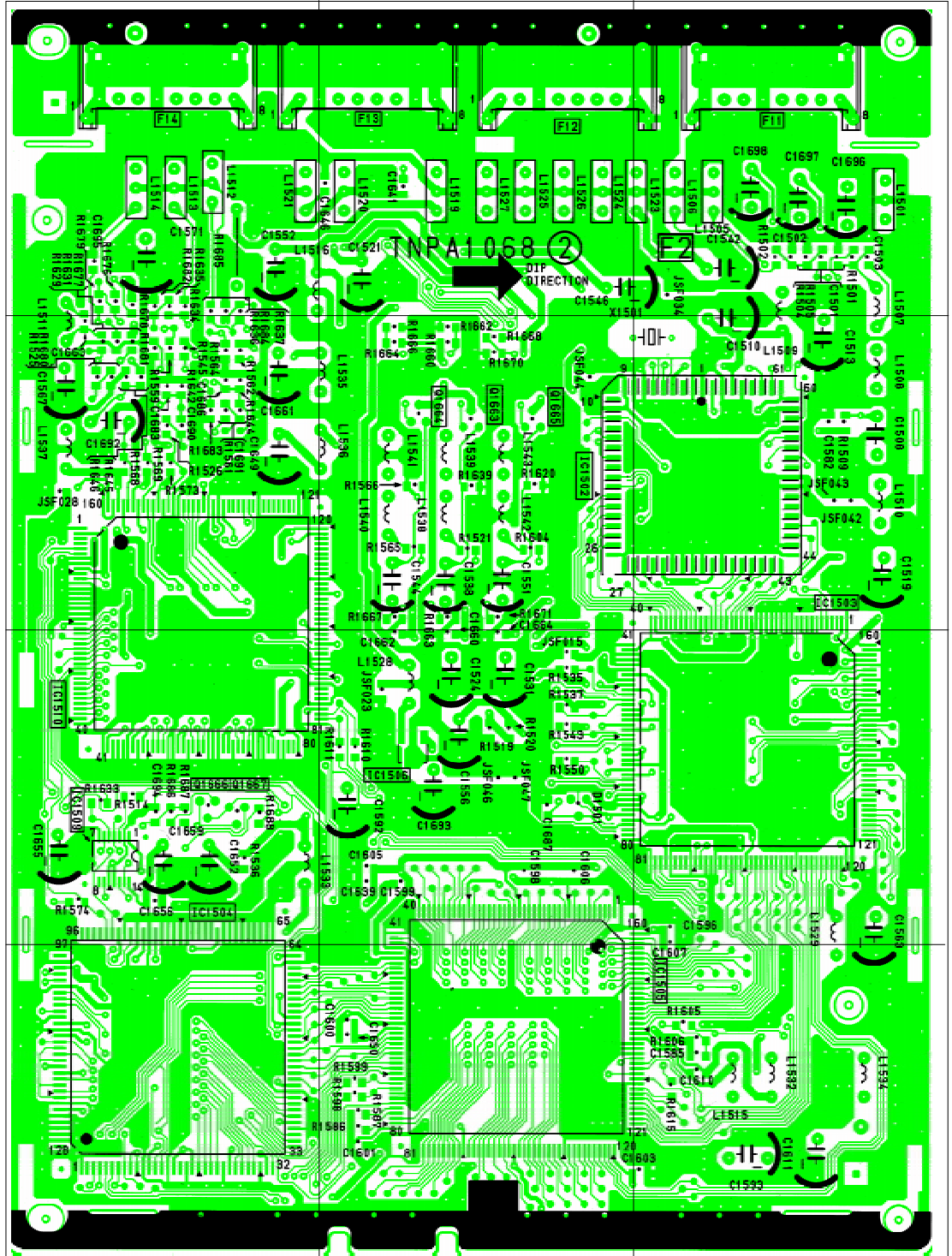
I.C.'S	
IC1502	B3
IC1503	C3
IC1504	D1
IC1505	D2
IC1506	C2
IC1509	C1
IC1510	C1

A

B

C

D



1

2

3

F - BOARD TNPA1068

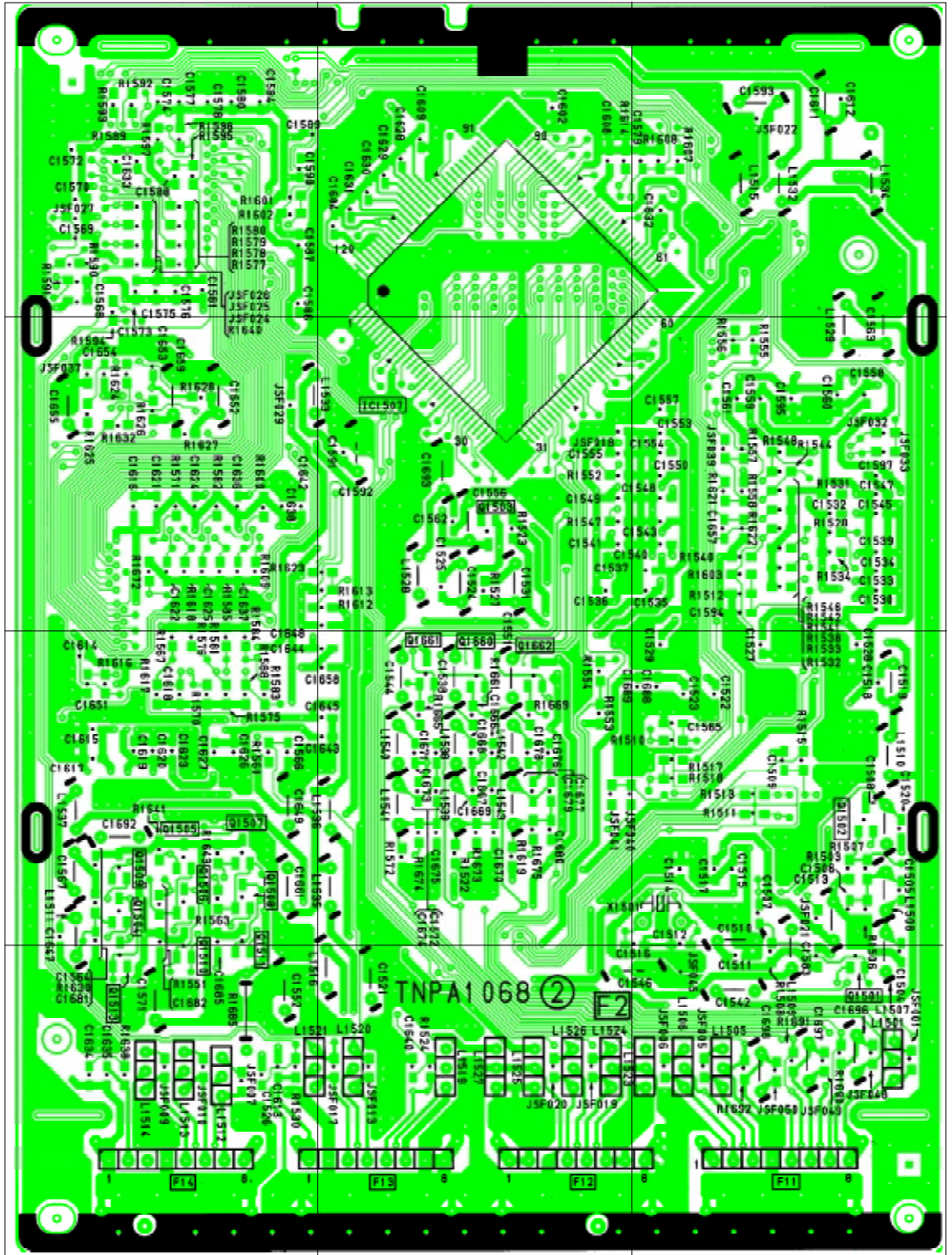
TRAN'S	
Q1501	D3
Q1502	C3
Q1503	B2
Q1504	C1
Q1505	C1
Q1506	C1
Q1507	C1
Q1508	C1
Q1509	C1
Q1510	D1
Q1511	D1
Q1519	D1
Q1660	C2
Q1661	C2
Q1662	C2
I.C.'S	
IC1507	B2

A

B

C

D



1

2

3

M - BOARD TNP8E016

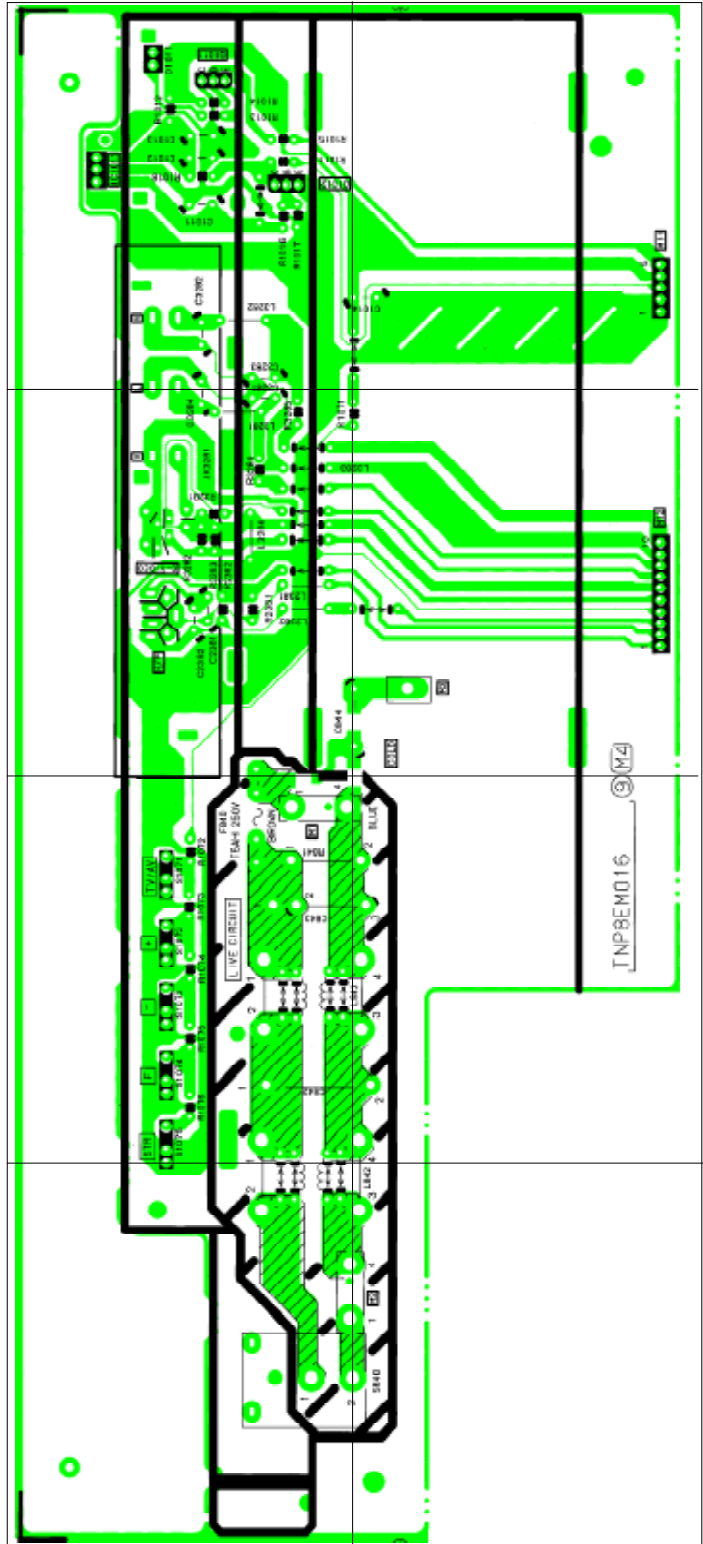
TRAN'S	
Q1011	A1
Q1012	A1
DIODE'S	
D1011	A1
I.C.'S	
IC1011	A1

A

B

C

D



1

2

M - BOARD TNP8E014

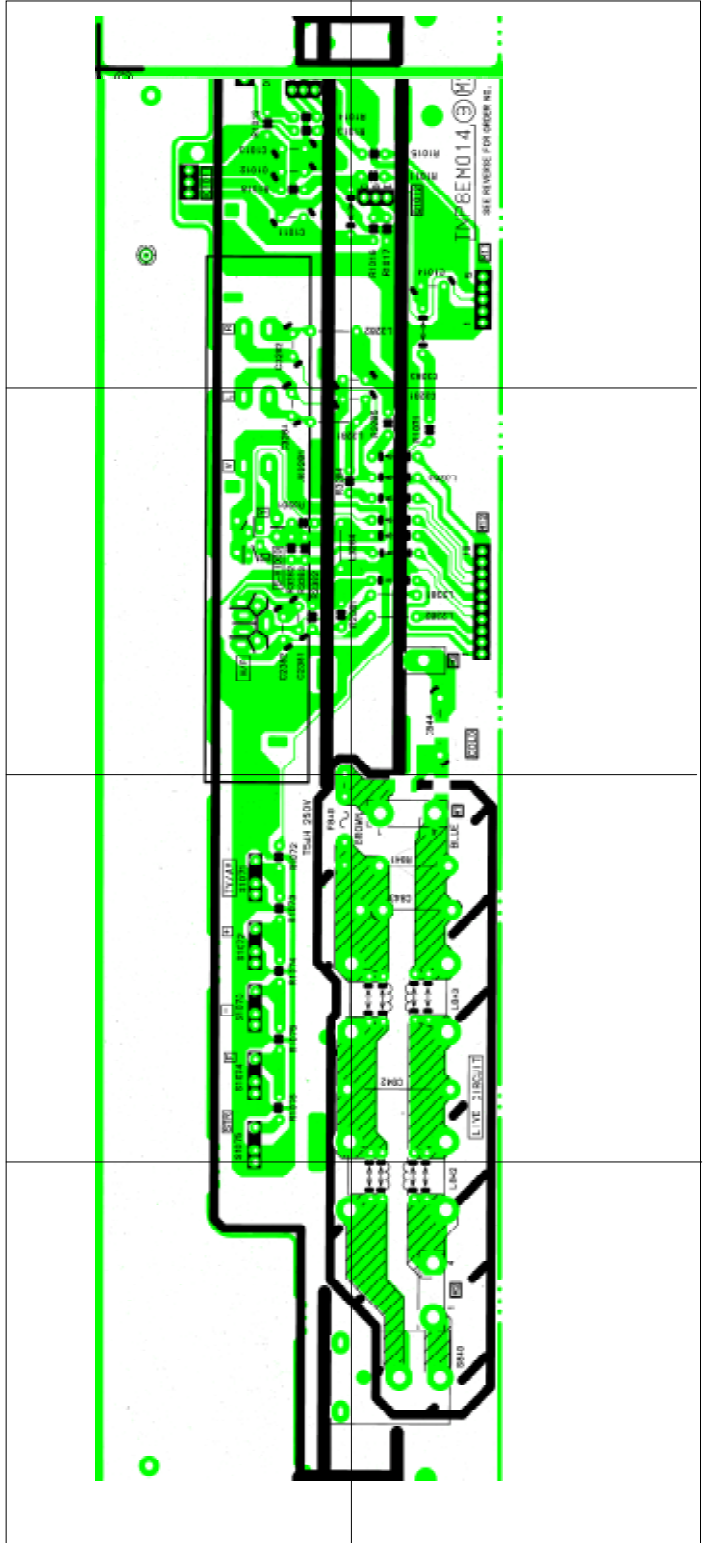
TRAN'S	
Q1011	A1
Q1012	A2
DIODE'S	
D1011	A1
I.C.'S	
IC1011	A1

A

B

C

D



1

2